



## Technical Data

### FLIR T440 25° (incl. Wi-Fi)

**Part number:**

**62101-0301**

**Copyright**

© 2013, FLIR Systems, Inc.

All rights reserved worldwide. Names and marks appearing herein are either registered trademarks or trademarks of FLIR Systems and/or its subsidiaries. All other trademarks, trade names or company names referenced herein are used for identification only and are the property of their respective owners.

July 10, 2013, 04:11 AM

**Corporate Headquarters**

FLIR Systems, Inc.  
27700 SW Parkway Ave.  
Wilsonville, OR 97070  
USA  
Telephone: +1-503-498-3547

**Website**

<http://www.flir.com>

**Customer support**

<http://support.flir.com>

**Legal disclaimer**

Specifications subject to change without further notice. Camera models and accessories subject to regional market considerations. License procedures may apply.

Information and equipment described herein may require US Government authorization for export purposes. Diversion contrary to US law is prohibited.



**General description**

The FLIR T440 is a camera that offers good performance at an affordable price. Excellent ergonomics and easy communication makes the T440 a truly user-friendly camera for the beginner or advanced user.

**Benefits:**

- **Excellent ergonomics:** The T440 has a tiltable IR unit, which makes it easy to capture images from any angle comfortably. The size and low weight of the camera facilitates its use over a full working day.
- **Affordable performance:** The T440 camera is equipped with the innovative 'Multi Spectral Dynamic Imaging (MSX)' feature, which produces an image more rich in detail than ever before. You can highlight objects of interest, both on the IR and the visual image, by sketching directly on the camera's touch screen.
- **Extensive communication possibilities:** The Wi-Fi connectivity of the T440 allows you to connect to smart phones or tablet PCs, for the wireless transfer of images or remote control of the camera. The Bluetooth®-based Meterlink™ function transfers readings from external measurement instruments to the IR image.

**Imaging and optical data**

IR resolution	320 × 240 pixels
Thermal sensitivity/NETD	< 45 mK @ +30°C (+86°F)
Field of view (FOV)	25° × 19°
Minimum focus distance	0.4 m (1.31 ft.)
Focal length	18 mm (0.7 in.)
Spatial resolution (IFOV)	1.39 mrad
F-number	1.3
Image frequency	60 Hz
Focus	Automatic (one shot) or manual
Digital zoom	2x, 4x and 8x

**Detector data**

Detector type	Focal plane array (FPA), uncooled microbolometer
Spectral range	7.5–13 μm

**Image presentation**

Display	Touch screen, 3.5 in. LCD, 320 × 240 pixels
Image adjustment	Auto or manual

**Image presentation modes**

Image modes	IR image, visual image, thermal fusion, picture in picture, thumbnail gallery
Thermal fusion	IR image shown above, below or within temp interval on visual image
Multi Spectral Dynamic Imaging (MSX)	IR-image with enhanced detail presentation
Picture in Picture	Resizable and movable IR area on visual image

P/N: 62101-0301

© 2013, FLIR Systems, Inc.  
All rights reserved worldwide.

## Measurement

Object temperature range	-20°C to +120°C (-4°F to +248°F) 0°C to +650°C (+32°F to +1202°F) +250°C to +1200°C (+482°F to +2192°F)
Accuracy	±2°C (±3.6°F) or ±2% of reading, for ambient temperature 10°C to 35°C (+50°F to 95°F)

## Measurement analysis

Spotmeter	5
Area	5 boxes with max./min./average
Automatic hot/cold detection	Auto hot or cold spotmeter markers within area
Isotherm	Detect high/low temperature/interval
Profile	1 live line
Measurement presets	Yes
Difference temperature	Delta temperature between measurement functions or reference temperature
Reference temperature	Manually set or captured from any measurement function
Emissivity correction	Variable from 0.01 to 1.0 or selected from materials list
External optics/windows correction	Automatic, based on inputs of optics/window transmission and temperature
Measurement corrections	Reflected temperature, optics transmission and atmospheric transmission

## Alarm

Measurement function alarm	Audible/visual alarms (above/below) on any selected measurement function
Screening	Difference temperature alarm, audible

## Set-up

Color palettes	Arctic, Gray, Iron, Lava, Rainbow and Rainbow HC
Set-up commands	User programmable button, local adaptation of units, language, date and time formats

## Storage of images

Image storage	Standard JPEG, including measurement data, on memory card
Image storage mode	IR/visual images; simultaneous storage of IR and visual images
Periodic image storage	7 seconds to 24 hours (IR) 14 seconds to 24 hours (IR and visual)

## Image annotations

Voice	60 seconds (via Bluetooth)
Text	Text from predefined list or soft keyboard on touch screen
Sketch	From touch screen
Image sketch	On IR and visual image
External sensors	Possible to connect (Bluetooth®): Extech Moisture Meter MO297 Extech Clamp Meter EX845
Meterlink	Wireless connection (Bluetooth®) to: Extech Moisture Meter MO297 Extech Clamp Meter EX845
Report generation	<ul style="list-style-type: none"> <li>Instant Report (*.pdf file) in camera including IR and visual images</li> <li>Separate PC software with extensive report generation</li> </ul>
Compass	Camera direction automatically added to every image



# FLIR T440 25° (incl. Wi-Fi)

P/N: 62101-0301

© 2013, FLIR Systems, Inc.  
All rights reserved worldwide.

## Video recording in camera and video streaming

Non-radiometric IR-video recording	MPEG-4 to memory card
Visual video recording	MPEG-4 to memory card
Radiometric IR-video streaming	Full dynamic to PC using USB or Wi-Fi
Non-radiometric IR-video streaming	MPEG-4 using Wi-Fi Uncompressed colorized video using USB

## Digital camera

Built-in digital camera	3.1 Mpixel (2048 × 1536 pixels), and one LED light
Digital camera, focus	Fixed focus
Digital camera, FOV	Adapts to the IR lens
Built-in digital lens data	FOV 53° × 41°
Digital camera, aspect ratio	4:3

## Laser pointer

Laser	Activated by dedicated button
Laser alignment	Position is automatic displayed on the IR image
Laser classification	Class 2
Laser type	Semiconductor AlGaInP diode laser
Laser power	1 mW
Laser wavelength	635 nm (red)

## Data communication interfaces

Bluetooth	Communication with headset and external sensors
Wi-Fi	Peer to peer (ad-hoc) or infrastructure (network)
SD Card	One card slot for removable SD memory cards
Audio	Microphone headset via Bluetooth for voice annotation of images
USB	<ul style="list-style-type: none"><li>• USB-A: Connect external USB device</li><li>• USB Mini-B: Data transfer to and from PC / Uncompressed colorized video</li></ul>
USB, standard	USB Mini-B: 2.0
USB, connector type	<ul style="list-style-type: none"><li>• USB-A connector</li><li>• USB Mini-B connector</li></ul>

## Composite video

Video out	Composite
Video, standard	CVBS (ITU-R-BT.470 PAL/SMPTE 170M NTSC)
Video, connector type	4-pole 3.5 mm jack

## Radio

Wi-Fi	Standard: 802.11 b/g Frequency range: 2412–2462 MHz Max output power: 15 dBm
Bluetooth	Frequency range: 2402–2480 MHz
Antenna	Internal

## Power system

Battery type	Rechargeable Li Ion battery
Battery voltage	3.7 V
Battery capacity	4.4 Ah, at +20°C to +25°C (+68°F to +77°F)
Battery operating time	Approx. 4 hours at +25°C (+77°F) ambient temperature and typical use



# FLIR T440 25° (incl. Wi-Fi)

P/N: 62101-0301

© 2013, FLIR Systems, Inc.  
All rights reserved worldwide.

## Power system

Charging system	In camera (AC adapter or 12 V from a vehicle) or 2-bay charger
Charging time	4 h to 90% capacity, charging status indicated by LED's
Power management	Automatic shutdown and sleep mode (user selectable)
AC operation	AC adapter, 90–260 VAC input, 12 V output to camera
Start-up time from sleep mode	Instant on

## Environmental data

Operating temperature range	–15°C to +50°C (+5°F to +122°F)
Storage temperature range	–40°C to +70°C (–40°F to +158°F)
Humidity (operating and storage)	IEC 60068-2-30/24 h 95% relative humidity +25°C to +40°C (+77°F to +104°F) / 2 cycles
EMC	<ul style="list-style-type: none"><li>• ETSI EN 301 489-1 (radio)</li><li>• ETSI EN 301 489-17</li><li>• EN 61000-6-2 (Immunity)</li><li>• EN 61000-6-3 (Emission)</li><li>• FCC 47 CFR Part 15 B (Emission)</li><li>• ICES-003</li></ul>
Radio spectrum	<ul style="list-style-type: none"><li>• ETSI EN 300 328</li><li>• FCC Part 15.247</li><li>• RSS-210</li></ul>
Magnetic fields	EN 61 000-4-8, Test level 5 for continuous field (Severe industrial environment)
Encapsulation	IP 54 (IEC 60529)
Bump	25 g (IEC 60068-2-29)
Vibration	2 g (IEC 60068-2-6)
Safety	EN/UL/CSA/PSE 60950-1

## Physical data

Camera weight, incl. battery	0.880 kg (1.94 lb.)
Camera size (L × W × H)	106 × 201 × 125 mm (4.2 × 7.9 × 4.9 in.), with built-in lens pointing forward
Tripod mounting	UNC ¼"-20 (adapter needed)
Material	Polycarbonate + acrylonitrile butadiene styrene (PC-ABS) Thixomold magnesium Thermoplastic elastomer (TPE)
Color	Graphite gray and black

## Shipping information

- Infrared camera with lens
- Battery (2 ea.)
- Battery charger
- Bluetooth headset
- Calibration certificate
- Camera lens cap
- Downloads brochure
- FLIR Tools download card
- FLIR Apps card
- Getting Started Guide
- Hard transport case
- Important Information Guide
- Memory card
- Neckstrap
- Optics brochure
- Power supply, incl. multi-plugs
- Service & training brochure
- Sunshield
- Thank you card
- USB cable
- User documentation CD-ROM
- Video cable
- Warranty extension card



# FLIR T440 25° (incl. Wi-Fi)

P/N: 62101-0301

© 2013, FLIR Systems, Inc.  
All rights reserved worldwide.

## Optional Accessories

- 1196961 IR lens, f = 30 mm, 15° incl. case
- 1196960 IR lens, f = 10 mm, 45° incl. case
- T197215 Close-up 4x (100 µm) incl. case
- T197214 Close-up 2x (50 µm) incl. case
- T197408 IR lens, 76 mm (6°) with case and mounting support for T/B-200/400
- T197412 IR lens, 4 mm (90°) with case and mounting support for T/B2xx-4xx
- 1196398 Battery
- T197667 Battery package
- T197650 2-bay battery charger, incl. power supply with multi plugs
- T910750 Power supply, incl. multi plugs
- T911173 Memory card SD
- 1910423 USB cable Std A <-> Mini-B
- 1910490 Cigarette lighter adapter kit, 12 VDC, 1.2 m/3.9 ft.
- 1910582 Video cable
- T198370 Hard transport case for FLIR T/B2xx-4xx
- T911048 Pouch for FLIR T6xx and T4xx series
- 1124544 Neck strap
- 1123970 Sun shield
- T197771 Bluetooth Headset
- T198598 Value pack T4xx 2013-01
- T910972 EX845: Clamp meter + IR therm TRMS 1000A AC/DC
- T910973 MO297: Moisture meter, pinless with memory
- T911093 Tool belt
- 19250-100 IR Window 2 in
- 19251-100 IR Window 3 in.
- 19252-100 IR Window 4 in.

## Optional Software

- T197717 FLIR Reporter Professional (DVD)
- T127451 FLIR Reporter Professional (license only)
- T197965 FLIR Tools
- T127648 FLIR Tools+ (license only)
- DSW-10000 FLIR IR Camera Player
- APP-10002 FLIR Tools Mobile (Android Application)
- APP-10003 FLIR Tools Mobile (iPad/iPhone Application)
- T198206 FLIR ResearchIR 3 (CD)
- T127597 FLIR ResearchIR 3 (license only)
- T127597L5 FLIR ResearchIR 3 (license only), 5 user licenses
- T127597L10 FLIR ResearchIR 3 (license only), 10 user licenses
- T198209 FLIR ResearchIR 3 Max (CD)
- T127598 FLIR ResearchIR 3 Max (license only)
- T127598L5 FLIR ResearchIR 3 Max (license only), 5 user licenses
- T127598L10 FLIR ResearchIR 3 Max (license only), 10 user licenses
- T198292 Upgrade previous version to FLIR ResearchIR 3
- T198291 Upgrade previous version to FLIR ResearchIR 3 Max
- T198290 Upgrade FLIR ResearchIR 3 to FLIR ResearchIR 3 Max

P/N: 62101-0301

© 2013, FLIR Systems, Inc.  
All rights reserved worldwide.

## 1196961; IR lens, f = 30 mm, 15° incl. case



### General description

The 15° lens is a popular lens accessory and provides 1.7× magnification compared to the standard lens. Ideal for small or distant targets such as overhead power lines.

### Technical data

Field of view (FOV)	15° × 11.25°
Minimum focus distance	1.2 m (3.93 ft.)
Focal length	30.38 mm (1.2 in.)
Spatial resolution (IFOV)	Depends on the IR resolution of the camera: 1.65 mrad for 160 × 120 pixels 1.32 mrad for 200 × 150 pixels 1.10 mrad for 240 × 180 pixels 0.82 mrad for 320 × 240 pixels
F-number	1.3
Weight	0.092 kg (0.203 lb.), incl. two lens caps
Size (L × D)	24 × 58 mm (1.0 × 2.3 in.)

### Shipping information

- Lens
- Lens case

v1.04

## 1196960; IR lens, f = 10 mm, 45° incl. case



### General description

This wide angle lens has a field of view almost double that of the standard lens. Perfect for wide or tall targets or when working in crowded spaces.

### Technical data

Field of view (FOV)	45° × 33.8°
Minimum focus distance	0.20 m (0.66 ft.)
Focal length	9.66 mm (0.38 in.)

P/N: 62101-0301

© 2013, FLIR Systems, Inc.  
All rights reserved worldwide.

### Technical data

Spatial resolution (IFOV)	Depends on the IR resolution of the camera: 5.18 mrad for 160 × 120 pixels 4.14 mrad for 200 × 150 pixels 3.45 mrad for 240 × 180 pixels 2.59 mrad for 320 × 240 pixels
F-number	1.3
Weight	0.105 kg (0.231 lb.), incl. two lens caps
Size (L × D)	38 × 47 mm (1.5 × 1.9 in.)

### Shipping information

- Lens
- Lens case

v1.03

## T197215; Close-up 4× (100 μm) incl. case



### General description

For R&D usage or development purposes. As an example looking at PCB's or small electronic components.

### Technical data

Field of view (FOV)	32 × 24 mm
Magnifying factor	4×
Working distance	79 mm
Depth of field	±2.0 mm
Focal length	73 mm (2.9 in.)
Spatial resolution (IFOV)	Depends on the IR resolution of the camera: 200 μm for 160 × 120 pixels 160 μm for 200 × 150 pixels 133 μm for 240 × 180 pixels 100 μm for 320 × 240 pixels
F-number	1.3
Number of lenses	2 (2 asph)
MTF @ 70% of FOV	Normal requirements (52%)
Distortion	3%
Weight	0.11 kg (0.24 lb.)
Size (L × D)	35.2 × 55 mm

### Shipping information

- Lens
- Lens case

v1.03

P/N: 62101-0301

© 2013, FLIR Systems, Inc.  
All rights reserved worldwide.

## T197214; Close-up 2× (50 μm) incl. case



### General description

For R&D usage or development purposes. As an example looking at PCB's or small electronic components.

### Technical data

Field of view (FOV)	16 × 12 mm
Magnifying factor	2×
Working distance	33 mm
Depth of field	±0.4 mm
Focal length	37 mm (1.5 in.)
Spatial resolution (IFOV)	Depends on the IR resolution of the camera: 100 μm for 160 × 120 pixels 80 μm for 200 × 150 pixels 67 μm for 240 × 180 pixels 50 μm for 320 × 240 pixels
F-number	1.3
Number of lenses	2 (2 asph)
MTF @ 70% of FOV	Normal requirements (52%)
Distortion	3%
Weight	0.11 kg (0.24 lb.)
Size (L × D)	35.2 × 55 mm

### Shipping information

- Lens
- Lens case

v1.05

## T197408; IR lens, 76 mm (6°) with case and mounting support for T/B-200/400



### General description

A narrow FOV is used in applications where the object that is going to be monitored is remote from the Camera or when the Camera needs to be far away from the object due to for an example high temperatures.



P/N: 62101-0301

© 2013, FLIR Systems, Inc.  
All rights reserved worldwide.

### Technical data

Field of view (FOV)	6° × 4.5°
Minimum focus distance	4 m (13.11 ft.)
Focal length	76 mm (3.0 in.)
Spatial resolution (IFOV)	Depends on the IR resolution of the camera: 0.66 mrad for 160 × 120 pixels 0.53 mrad for 200 × 150 pixels 0.44 mrad for 240 × 180 pixels 0.33 mrad for 320 × 240 pixels
F-number	1.3
Number of lenses	3 (3 asph)
MTF @ 70% of FOV	Normal requirements (52%)
Distortion	3%
Weight	Lens: 0.328 kg (0.723 lb.) Support: 0.099 kg (0.218 lb.)
Size (L × D)	106 × 89 mm (4.17 × 3.48 in.), excluding support

### Shipping information

- Lens
- Lens case
- Mounting support

v1.05

## T197412; IR lens, 4 mm (90°) with case and mounting support for T/B2xx-4xx



### General description

A wide angle lens is used when working in confined areas or when a large object area needs to be covered. This lens is also designed for to look in to electrical cabinets down to 1/2" windows

### Technical data

Field of view (FOV)	90° × 73°
Minimum focus distance	40 mm (1.57 in.)
Focal length	4 mm (0.157 in.)
Spatial resolution (IFOV)	Depends on the IR resolution of the camera: 12.5 mrad for 160 × 120 pixels 10.0 mrad for 200 × 150 pixels 8.33 mrad for 240 × 180 pixels 6.25 mrad for 320 × 240 pixels
F-number	1.3
Number of lenses	3 (3 asph)
MTF @ 70% of FOV	Normal requirements (52%)
Distortion	5%
Weight	Lens: 0.262 kg (0.578 lb.) Support: 0.053 kg (0.117 lb.)
Size (L × D)	90 × 60 mm (3.54 × 2.36 in.), excluding support

P/N: 62101-0301

© 2013, FLIR Systems, Inc.  
All rights reserved worldwide.

## Shipping information

- Lens
- Lens case
- Mounting support

v1.06

## 1196398; Battery



### General description

High capacity battery for the IR camera.

### Technical data

Battery type	Rechargeable Li Ion battery
Battery voltage	7.2 V
Battery capacity	2.2 Ah, at +20°C (+68°F)
Battery note	Approximate lithium content: 1.0 g
Charging time	2.5 h to 95% capacity, charging status indicated by LEDs
Charging temperature	0°C to +45°C (+32°F to +113°F)
Battery storage temperature range	-40°C to +70°C (-40°F to +158°F)
Battery weight	0.12 kg (0.26 lb.)
Size (L x W x H)	92 x 41 x 26 mm (3.6 x 1.6 x 1.0 in.)

v1.05

## T197667; Battery package



### General description

A complete battery package consisting of three standard products

### Shipping information

- T197648 Battery kit, see 1196398 - Battery for specifications
- T197650 2-bay charger kit incl Power supply
- T197649 12 VDC Connection cable kit, see 1196497 - 12 VDC connection cable for specifications

v1.0

P/N: 62101-0301

© 2013, FLIR Systems, Inc.  
All rights reserved worldwide.

## T197650; 2-bay battery charger, incl. power supply with multi plugs



### General description

Stand-alone 2-bay battery charger, including power supply with multi plugs.

### Technical data

AC operation	100–240 VAC, 50/60 Hz, 12 VDC out
Power	2000 mA at 12 VDC
Battery charger size (L × W × H)	80 × 98 × 47 mm (3.2 × 3.9 × 1.8 in.), without battery
Cable length	1.98 m (6.5 ft.)

### Shipping information

- Stand-alone 2-bay battery charger
- Power supply including cable
- EU plug
- UK plug
- US plug
- AU plug

v1.02

## T910750; Power supply, incl. multi plugs



### General description

Power supply, including multiple plugs, to charge the battery when it is inside or outside of the camera.

### Technical data

AC operation	100–240 VAC, 50/60 Hz, 12 VDC out
Power	2000 mA at 12 VDC
Cable length	1.98 m (6.5 ft.)

**P/N: 62101-0301**

© 2013, FLIR Systems, Inc.  
All rights reserved worldwide.

### Shipping information

- Power supply including cable
- EU plug
- UK plug
- US plug
- AU plug

EAN-13	7332558004494
UPC-12	845188002664

v1.03

## T911173; Memory card SD

### General description

SD Card for data storage (e.g. images)

### Technical data

Memory card, size	At least 2 GB
Weight	2 g (0.07 oz.)
Size (L × W × H)	32.0 × 24.0 × 2.1 mm (1.26 × 0.94 × 0.08 in.)

### Shipping information

- SD Card

v1.0

## 1910423; USB cable Std A <-> Mini-B



### General description

This cable is used to connect the infrared camera with a computer, using the USB protocol.

### Technical data

Weight	60 g (2.1 oz.)
Cable length	1.8 m (5.9 ft.)
Connector	Standard USB-A to USB Mini-B

v1.02

P/N: 62101-0301

© 2013, FLIR Systems, Inc.  
All rights reserved worldwide.

## 1910490; Cigarette lighter adapter kit, 12 VDC, 1.2 m/3.9 ft.



### General description

This cable is used to power the infrared camera from the cigarette lighter socket in a car.

Note: This is the same product as p/n 1196497.

### Technical data

Cable length	1.2 m (3.9 ft.)
--------------	-----------------

v1.01

## 1910582; Video cable



### General description

This cable is used to transfer video signals from the infrared camera to an external monitor, or to a computer featuring an internal video card.

### Technical data

Cable length	1.9 m (6.2 ft.)
Connector	3.5 mm (four pin) plug to RCA (red, white, yellow)

### Shipping information

EAN-13	7332558001226
UPC-12	845188002183

v1.02

P/N: 62101-0301

© 2013, FLIR Systems, Inc.  
All rights reserved worldwide.

## T198370; Hard transport case for FLIR T/B2xx-4xx



### General description

Rugged, watertight plastic shipping case. Holds all items neatly and securely. The case can be locked with padlocks and features a membrane to prevent pressure build-up in airplane cargo holds.

### Technical data

Weight	2.54 kg (5.59 lb.)
Size (L x W x H)	484 x 345 x 178 mm (19.1 x 13.6 x 7.0 in.)
Material	PP with Rubber Blend (Polypropylene)
Color	Black

### Shipping information

<ul style="list-style-type: none"> <li>Transport case T/B2xx-T4xx</li> </ul>	
Packaging, weight	2.94 kg (6.47 lb.)
Packaging, size	505 x 365 x 185 mm (19.9 x 14.4 x 7.3 in.)

v1.0

## T911048; Pouch for FLIR T6xx and T4xx series



### General description

Pouch, with shoulder strap, to carry and protect the camera, made in durable nylon. The pouch can be used together with the tool belt.

### Technical data

Weight	0.27 kg (0.60 lb.), excluding shoulder strap
Size (L x W x H)	200 x 110 x 185 mm (7.9 x 4.3 x 7.3 in.), excluding shoulder strap
Color	black

### Shipping information

<ul style="list-style-type: none"> <li>Pouch</li> <li>Strap</li> </ul>	
--	--

v1.01

P/N: 62101-0301

© 2013, FLIR Systems, Inc.  
All rights reserved worldwide.

## 1124544; Neck strap



### General description

Neck strap to carry the camera.

### Technical data

Color	Black
-------	-------

### Shipping information

- Neck strap

v1.02

## 1123970; Sun shield



### General description

Sunshield, to increase visibility of the LCD.

### Technical data

Size (L x W x H)	86 x 61 x 46 mm (3.4 x 2.4 x 1.8 in.)
------------------	---------------------------------------

v1.01

P/N: 62101-0301

© 2013, FLIR Systems, Inc.  
All rights reserved worldwide.

## T197771; Bluetooth Headset



### General description

Headset with Bluetooth for wireless connection with the infrared camera.

### Technical data

Bluetooth	Connection to the infrared camera
Audio	Headset including microphone

### Shipping information

- Headset
- Ear clip
- Charger
- Multi plugs
- USB cable Std A to Mini-B

v1.10

## T198598; Value pack T4xx 2013-01

### General description

Value Pack T4xx including Toolbelt, Pouch and an extra battery

### Shipping information

- Toolbelt
- Pouch T6xx/T4xx
- Battery T4xx

EAN-13	7332558005569
UPC-12	845188005771

v1.0



P/N: 62101-0301

© 2013, FLIR Systems, Inc.  
All rights reserved worldwide.

## T910972; EX845: Clamp meter + IR therm TRMS 1000A AC/DC



### General description

Bluetooth Transmitter with METERLiNK™

Wirelessly transmits Voltage and Current readings to your FLIR high-definition infrared camera to incorporate meter readings with thermal images.

For more info see [www.extech.com](http://www.extech.com)

METERLiNK™ makes it easy for a thermographer to quickly take electrical readings using an Extech EX845 clamp meter and instantly record them right on an infrared image. METERLiNK™ accelerates infrared inspections and diagnostics while adding value to your reports by increasing the amount of detail you provide.

EX845 CAT IV Clamp Meter Features:

- Patented built-in non-contact IR Thermometer design with laser pointer
- True RMS Current and Voltage measurements
- Peak hold captures inrush currents and Transients
- MultiMeter functions include AC/DC Voltage, Resistance, Capacitance, Frequency, Diode, and Continuity
- 1.7" (43mm) jaw opening for conductors up to 750MCM or two 500MCM
- 4000 count backlit display
- Features include Data Hold and Min/Max and Auto Power off
- Autoranging with manual range button
- Complete with CAT IV test leads, 9V battery, Type K probe (-22 to 572°F/-30 to 300°C), pouch case, and Professional Test Lead Set

Professional Test Lead Features:

- 8-Piece Professional Test Lead set
- Two 42" (1m) PVC lead extensions with shrouded banana plugs at both ends
- Two modular 4" (102mm) Heavy Duty test probe handles with 0.16" (4mm) banana plug tip
- Two standard size, alligator clips with insulated rubber boot
- Two extra large, double-insulated, alligator clips with sharp teeth for piercing insulated wire. Jaws open to 0.8" (20mm)

v1.0

P/N: 62101-0301

© 2013, FLIR Systems, Inc.  
All rights reserved worldwide.

## T910973; MO297: Moisture meter, pinless with memory



### General description

Bluetooth Transmitter with MeterLink™

Wirelessly transmits moisture and humidity data to your FLIR high-definition infrared camera to incorporate meter readings with thermal images.

For more info see [www.extech.com](http://www.extech.com)

FLIR infrared cameras rapidly reveal moisture problems in homes and commercial structures. Documenting water damage with a moisture meter can provide valuable added details about moisture issues. The process of correlating readings to infrared images however is awkward, imprecise and prone to errors. METERLiNK™ expedites building inspections by annotating several moisture-related readings from damaged surfaces directly onto the related infrared image. METERLiNK™ increases accuracy and eliminates confusion about which moisture readings pertain to which images.

### Key features:

- Quickly indicates the moisture content of materials with Pinless technology without damaging the surface; Remote Pin-type probe (MO290-P included) allows for contact moisture readings (3ft/0.9m cable length)
- Manually store/recall up to 20 labeled readings
- Works on multiple wood types and other building materials
- Easy to read, large dual display with automatic backlight feature
- Simultaneously displays moisture value of wood or material being tested, Air Temperature, IR Temperature, or Humidity
- Pinless measurement depth to 0.75" (19mm) below the surface
- Programmable high/low Moisture and Humidity alarms
- Designed with a patented IR circuit to measure non-contact surface temperature; 8:1 distance to spot ratio with 0.95 fixed emissivity
- Built-in Humidity/Temperature probe measures Relative Humidity, Air Temperature plus Grains Per Pound (GPP)/(g/kg), Dew Point (DP), Vapor Pressure, and condensation point
- Automatic calculation of differential Temperature (IR - DP) to determine condensation point
- Fast Analog Bargraph
- Min/Max and Data Hold
- Auto power off and low battery indication
- Complete with pin moisture probe with cable, 9V battery and case

v1.0

P/N: 62101-0301

© 2013, FLIR Systems, Inc.  
All rights reserved worldwide.

## T911093; Tool belt



### General description

Tool belt for FLIR camera pouches.

### Technical data

Weight	0.117 kg (0.26 lb.)
Length	1.44 m (4.7 ft.)
Color	Black

### Shipping information

- Tool belt

EAN-13	4743254000384
UPC-12	845188003210

v1.02

## 19250-100; IR Window 2 in



### General description

This device is a viewport which consist of a crystal "glass" window, mounted in an aluminum frame. The glass is specially formulated to allow transmission of infrared light to allow use of infrared thermal sensing equipment without opening the enclosure. This device is intended for installation in doors or walls of electrical enclosures without compromising the integrity of the enclosure.

### Technical data

Voltage	Any range
Environment	Indoor/outdoor type 4/12
Operating temperature range	Maximum: 260°C (500°F)
Storage temperature range	Optics, maximum: 1357°C (2474°F)
Size (L x W x H)	25.5 x 73 x 86 mm (1.0 x 2.87 x 3.36 in.)
Viewing aperture diameter	45 mm (1.77 in.)
Material	Optics: CaF2 (Calcium Fluoride Crystal) Body: Anodized aluminum Hardware: steel

P/N: 62101-0301

© 2013, FLIR Systems, Inc.  
All rights reserved worldwide.

### Technical data

Comments to physical data	Required hole diameter, nominal: 60.3 mm (2.375 in.) Greenlee Punch: 76BB Maximum pullout strength: 658 kg (1450 lb.)
Waveband	Broadband IR: short-, mid-, and longwave
Visible light spectrum	Yes
Certification	UL, IP67, NEMA Type 4/12, CSA

### Shipping information

- IR window
- Case
- Mounting instruction
- Additional safety screw

v1.04

## 19251-100; IR Window 3 in.



### General description

This device is a viewport which consist of a crystal "glass" window, mounted in an aluminum frame. The glass is specially formulated to allow transmission of infrared light to allow use of infrared thermal sensing equipment without opening the enclosure. This device is intended for installation in doors or walls of electrical enclosures without compromising the integrity of the enclosure.

### Technical data

Voltage	Any range
Environment	Indoor/outdoor type 4/12
Operating temperature range	Maximum: 260°C (500°F)
Storage temperature range	Optics, maximum: 1357°C (2474°F)
Size (L × W × H)	26.9 × 99 × 107 mm (1.05 × 3.89 × 4.22 in.)
Viewing aperture diameter	69 mm (2.71 in.)
Material	Optics: CaF2 (Calcium Fluoride Crystal) Body: Anodized aluminum Hardware: steel
Comments to physical data	Required hole diameter, nominal: 88.9 mm (3.5 in.) Greenlee Punch: 739BB Maximum pullout strength: 1656 kg (3650 lb.)
Waveband	Broadband IR: short-, mid-, and longwave
Visible light spectrum	Yes
Certification	UL, IP67, NEMA Type 4/12, CSA

### Shipping information

- IR window
- Case
- Mounting instruction
- Additional safety screw

v1.04

P/N: 62101-0301

© 2013, FLIR Systems, Inc.  
All rights reserved worldwide.

## 19252-100; IR Window 4 in.



### General description

This device is a viewport which consist of a crystal "glass" window, mounted in an aluminum frame. The glass is specially formulated to allow transmission of infrared light to allow use of infrared thermal sensing equipment without opening the enclosure. This device is intended for installation in doors or walls of electrical enclosures without compromising the integrity of the enclosure.

### Technical data

Voltage	Any range
Environment	Indoor/outdoor type 4/12
Operating temperature range	Maximum: 260°C (500°F)
Storage temperature range	Optics, maximum: 1357°C (2474°F)
Size (L x W x H)	29.3 x 127 x 137 mm (1.15 x 5.01 x 5.37 in.)
Viewing aperture diameter	89 mm (3.50 in.)
Material	Optics: CaF2 (Calcium Fluoride Crystal) Body: Anodized aluminum Hardware: steel
Comments to physical data	Required hole diameter, nominal: 114.3 mm (4.5 in.) Greenlee Punch: 742BB Maximum pullout strength: 1678 kg (3700 lb.)
Waveband	Broadband IR: short-, mid-, and longwave
Visible light spectrum	Yes
Certification	UL, IP67, NEMA Type 4/12, CSA

### Shipping information


- IR window
- Case
- Mounting instruction
- Additional safety screw

v1.04

P/N: 62101-0301

© 2013, FLIR Systems, Inc.  
All rights reserved worldwide.

## T197717; FLIR Reporter Professional (DVD)



### General description

FLIR Reporter Professional is a powerful software for creating compelling and professional, fully customized, easy-to-interpret maintenance reports.

Professional Report Wizard guides you step-by-step in combining all IR inspection data - infrared and visual images, temperature measurements, and text notes – into a professional, easy-to-interpret maintenance report.

### Key features:

- Flexible report page design and layout for customized reports
- Use quick insert function to easily create custom report pages
- Fully integrated with standard Microsoft Word
- Generates reports in standard MS Office format and PDF-format
- Powerful temperature analysis
- Triple Fusion Picture-in-Picture (movable, sizable, scalable)
- Rapid report manager supporting automatic report generation by drag-and-drop
- Support for MSX (Multi-Spectral Dynamic Imaging) images
- Support for sketch images in both IR and visual with on/off toggling
- Support for same FOV ("Field of View Match")
- Grid settings
- Trending functionality
- Automatic link to Google™ Maps for images with GPS coordinates
- Automatic summary table for the report
- Fine tune images and make full temperature analysis directly in Microsoft Word
- Spell check
- Create your own formulas including measurement values from images
- Play radiometric sequences directly in the report
- Search functionality to quickly finding images for your report
- Panorama tool for combining several images to a larger image
- Support for GF series IR images
- Auto Update function
- Office 2003 (32-bit), Office 2007 (32-bit) and Office 2010 (32-bit)
- Windows 7 (32 and 64-bit), Windows Vista (32 and 64-bit)
- Support for MeterLink™ data
- \*.docx compatibility

### Download

To download a 30-day evaluation version, click the following link:

<http://support.flir.com/SwDownload/app/RssSWDownload.aspx?ID=93>

### Release notes

Version	9.0
---------	-----

P/N: 62101-0301

© 2013, FLIR Systems, Inc.  
All rights reserved worldwide.

## Release notes

### New features

- --- News in 9.0: ---
- Support for MSX (Multi-Spectral Dynamic Imaging) images.
- Support for sketch images in both IR and visual with on/off toggling.
- Support for same FOV ("Field of View Match").
- Grid settings.
- New user interface for New Report and Pro Wizard.
- New templates.
- Various bug fixes.
- --- News in SP4: ---
- Big endian issue of DC images resolved.
- IR Table labels can be changed.
- IR Summary Table labels can be changed.
- Various bug fixes.

## Shipping information

- FLIR Reporter Professional
- Getting Starting Guide

## System requirements

### Operating system

- Windows XP, 32-bit
- Windows Vista, 32-bit
- Windows Vista, 64-bit
- Windows 7, 32-bit
- Windows 7, 64-bit

### Software requirements

- Office 2007 (32-bit)
- Office 2010 (32-bit)

v1.07

## T127451; FLIR Reporter Professional (license only)



## General description

FLIR Reporter Professional is a powerful software for creating compelling and professional, fully customized, easy-to-interpret maintenance reports.

Professional Report Wizard guides you step-by-step in combining all IR inspection data - infrared and visual images, temperature measurements, and text notes – into a professional, easy-to-interpret maintenance report.

Key features:

P/N: 62101-0301

© 2013, FLIR Systems, Inc.  
All rights reserved worldwide.

## General description

- Flexible report page design and layout for customized reports
- Use quick insert function to easily create custom report pages
- Fully integrated with standard Microsoft Word
- Generates reports in standard MS Office format and PDF-format
- Powerful temperature analysis
- Triple Fusion Picture-in-Picture (movable, sizable, scalable)
- Rapid report manager supporting automatic report generation by drag-and-drop
- Support for MSX (Multi-Spectral Dynamic Imaging) images
- Support for sketch images in both IR and visual with on/off toggling
- Support for same FOV ("Field of View Match")
- Grid settings
- Trending functionality
- Automatic link to Google™ Maps for images with GPS coordinates
- Automatic summary table for the report
- Fine tune images and make full temperature analysis directly in Microsoft Word
- Spell check
- Create your own formulas including measurement values from images
- Play radiometric sequences directly in the report
- Search functionality to quickly finding images for your report
- Panorama tool for combining several images to a larger image
- Support for GF series IR images
- Auto Update function
- Office 2003 (32-bit), Office 2007 (32-bit) and Office 2010 (32-bit)
- Windows 7 (32 and 64-bit), Windows Vista (32 and 64-bit)
- Support for MeterLink™ data
- \*.docx compatibility

## Download

Download your copy of FLIR Reporter Professional here:

<http://support.flir.com/reporter>

## Release notes

Version	9.0
New features	<ul style="list-style-type: none"><li>• --- News in 9.0: ---</li><li>• Support for MSX (Multi-Spectral Dynamic Imaging) images.</li><li>• Support for sketch images in both IR and visual with on/off toggling.</li><li>• Support for same FOV ("Field of View Match").</li><li>• Grid settings.</li><li>• New user interface for New Report and Pro Wizard.</li><li>• New templates.</li><li>• Various bug fixes.</li><li>• --- News in SP4: ---</li><li>• Big endian issue of DC images resolved.</li><li>• IR Table labels can be changed.</li><li>• IR Summary Table labels can be changed.</li><li>• Various bug fixes.</li></ul>

## Shipping information

- FLIR Reporter Professional scratchcard

## System requirements

Operating system	<ul style="list-style-type: none"><li>• Windows XP, 32-bit</li><li>• Windows Vista, 32-bit</li><li>• Windows Vista, 64-bit</li><li>• Windows 7, 32-bit</li><li>• Windows 7, 64-bit</li></ul>
Software requirements	<ul style="list-style-type: none"><li>• Office 2007 (32-bit)</li><li>• Office 2010 (32-bit)</li></ul>

v1.08



P/N: 62101-0301

© 2013, FLIR Systems, Inc.  
All rights reserved worldwide.

## T197965; FLIR Tools



### General description

FLIR Tools is a software suite specifically designed to provide an easy way to update your camera and create inspection reports.

#### Key features:

- Report templates (horizontal IR + DC, vertical IR + DC, horizontal IR + IR).
- Import images from your camera to your computer.
- Apply filters when searching for images.
- Search in all texts in images and text annotations.
- Store the five latest search criterias.
- Lay out, move, and resize measurement tools on any infrared image.
- Create PDF imagesheets of any images of your choice.
- Add headers, footers, and logos to the imagesheets.
- Create PDF reports of any images of your choice.
- Add headers, footers, and logotypes to the report.
- Report editor (report page preview and snap to grid).
- Sort function (by date, groups sorted by by path and groups sorted by date)
- Browse and purchase infrared cameras, software, and accessories in our webshop.
- Software localized to 21 languages.
- Camera update (applies to FLIR Exx, T4xx and T6xx series only).

### Download

This software is a freeware. To download, click the following link:

<http://support.flir.com/SwDownload/app/RssSWDownload.aspx?ID=120>

### Release notes

Version	FLIR Tools 3.1
---------	----------------

---

**P/N: 62101-0301**

© 2013, FLIR Systems, Inc.  
All rights reserved worldwide.

---

**Release notes**

**New features**

- --- News in 3.1: ---
- Support for Flir K series cameras.
- Interactive quick start guide when connecting a Flir K series camera.
- Live image streaming from Flir K series cameras.
- PC-side configuration of Flir K series cameras.
- New report templates for DC images only added.
- Various bug fixes.
- --- News in 3.0: ---
- Add folder to library.
- Support for isotherms and color alarms
- Image description for both IR and DC.
- Export functionality (\*.avi, \*.csv).
- New web installer
- Various bug fixes
- --- News in 2.2: ---
- Support for rotating DC images
- Improved camera connection
- Various bug fixes
- --- News in 2.1: ---
- New text comment template tab (Create, edit and transfer templates to and from any FLIR camera. Import and export templates.).
- Support for MSX (Multi-Spectral Dynamic Imaging) images.
- Support for sketch images in both IR and visual with on/off toggling.
- Support for same FOV ("Field of View Match").
- Display of compass information in edit and report mode.
- Display of GPS information in edit and in report mode (Direct link to Google Maps for GPS-tagged images from the report).
- Support for FLIR A3x5 and A6x5.
- Camera tab (Logging feature. Colorized status of camera availability).
- An updated toolbar in the edit window.
- Support for FLIR T4xx camera models when updating the camera.
- Various bug fixes.

---

**Shipping information**

- Digital download, or
- CD-ROM

---

**System requirements**

**Operating system**

- Windows XP, 32-bit
- Windows Vista, 32-bit
- Windows 7, 32-bit
- Windows 7, 64-bit
- Windows 8, 32-bit
- Windows 8, 64-bit

---

v1.11

P/N: 62101-0301

© 2013, FLIR Systems, Inc.  
All rights reserved worldwide.

## T127648; FLIR Tools+ (license only)



### General description

Compared to FLIR Tools, FLIR Tools+ has the following features:

- Radiometric sequence recording
- Playback of recordings

FLIR Tools/Tools+ is a software suite specifically designed to provide an easy way to update your camera and create inspection reports.

FLIR Tools+ main features:

- Radiometric panorama with MSX images.
- Advanced word reports.
- Manual grouping/ungrouping of images.
- Report templates (horizontal IR + DC, vertical IR + DC, horizontal IR + IR).
- Import images from your camera to your computer.
- Apply filters when searching for images.
- Search in all texts in images and text annotations.
- Store the five latest search criterias.
- Lay out, move, and resize measurement tools on any infrared image.
- Create PDF imagesheets of any images of your choice.
- Add headers, footers, and logos to the imagesheets.
- Create PDF reports of any images of your choice.
- Add headers, footers, and logotypes to the report.
- Report editor (report page preview and snap to grid).
- Sort function (by date, groups sorted by by path and groups sorted by date)
- Browse and purchase infrared cameras, software, and accessories in our webshop.
- Software localized to 21 languages.
- Camera update (applies to FLIR Exx, T4xx and T6xx series only).

### Download

Download your copy of FLIR Tools+ here:

<http://support.flir.com/toolsplus>

### Release notes

Version	FLIR Tools+ 3.1
---------	-----------------

P/N: 62101-0301

© 2013, FLIR Systems, Inc.  
All rights reserved worldwide.

## Release notes

### New features

- --- News in 3.1: ---
- Support for Flir K series cameras.
- Interactive quick start guide when connecting a Flir K series camera.
- Live image streaming from Flir K series cameras.
- PC-side configuration of Flir K series cameras.
- New report templates for DC images only added.
- Various bug fixes.
- --- News in 3.0: ---
- Radiometric panorama with MSX images.
- Advanced reports.
- Manual grouping/ungrouping of images.
- Various bug fixes.
- --- News in 2.2: ---
- Radiometric sequence recording
- Playback of recordings
- --- News in 2.1: ---
- New text comment template tab (Create, edit and transfer templates to and from any FLIR camera. Import and export templates.).
- Support for MSX (Multi-Spectral Dynamic Imaging) images.
- Support for sketch images in both IR and visual with on/off toggling.
- Support for same FOV ("Field of View Match").
- Display of compass information in edit and report mode.
- Display of GPS information in edit and in report mode (Direct link to Google Maps for GPS-tagged images from the report).
- Support for FLIR A3x5 and A6x5.
- Camera tab (Logging feature. Colorized status of camera availability).
- An updated toolbar in the edit window.
- Support for FLIR T4xx camera models when updating the camera.
- Various bug fixes.

## Shipping information

- FLIR Tools+ scratchcard

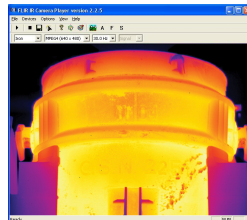
## System requirements

### Operating system

- Windows XP, 32-bit
- Windows Vista, 32-bit
- Windows 7, 32-bit
- Windows 7, 64-bit
- Windows 8, 32-bit
- Windows 8, 64-bit

v1.10

## DSW-10000; FLIR IR Camera Player



## General description

FLIR IR Camera Player is a PC-based remote control and viewer that you can use with cameras from FLIR Systems.

You can perform one or more of the following with FLIR IR Camera Player:

P/N: 62101-0301

© 2013, FLIR Systems, Inc.  
All rights reserved worldwide.

## General description

- Record a video stream from the camera.
- Save a frame from the video stream as a snapshot image (\*.bmp).
- Autofocus, focus far, and focus near.
- Autoadjust the camera image.
- Freeze the camera image.
- Save a camera image in the camera.
- Change Color palette.
- Add an image description and a text comment to an image.

You connect a camera in one of the following ways:

- Ethernet
- FireWire
- USB

## Download

This software is a freeware. To download, click the following link:

<http://support.flir.com/SwDownload/app/RssSWDownload.aspx?ID=89>

## Release notes

Version	2.2.7
New features	<ul style="list-style-type: none"><li>• --- News in 2.2.7</li><li>• Added support for FLIR Ax5 series.</li><li>• --- News in 2.2.6</li><li>• Various bug fixes.</li></ul>

## System requirements

Operating system	<ul style="list-style-type: none"><li>• Windows XP, 32-bit</li><li>• Windows Vista, 32-bit/64-bit</li><li>• Windows 7, 32-bit/64-bit</li></ul>
------------------	--

v1.03

## APP-10002; FLIR Tools Mobile (Android Application)



## General description

FLIR Tools Mobile is an intuitive Android app for analyzing, managing, and distributing infrared images.

Key features:



# Optional Software

P/N: 62101-0301

© 2013, FLIR Systems, Inc.  
All rights reserved worldwide.

---

## General description

- Remote control of your FLIR camera.
- Support for MSX (Multi-Spectral Dynamic Imaging) images.
- Support for sketch images in both IR and visual with on/off toggling.
- Support for same FOV ("Field of View Match").
- Editable text comments.
- Import images from your Wi-Fi-enabled infrared camera.
- Lay out and move measurement tools on the image.
- Read out temperature measurements.
- Zoom in on images.
- On the Android phone/tablet, remotely take snapshots when a camera is connected.
- On the camera, take snapshots that will automatically be saved on the Android phone/tablet.
- Delete images on the Android phone/tablet.
- Display an image's GPS coordinates on Google Maps.
- Create and e-mail reports.
- Save images in the Android phone/tablet photo library.
- Send images to FTP sites and other file-sharing services (DropBox, Box.net, etc.).
- Display image information, e.g., object parameters, text comments, and file details.
- Play back voice comments.
- Change the level and span.
- Change general settings in the app.
- Change the palette.
- Help files in 21 languages.

---

## Download

The application can be downloaded from Android Market or Amazon Marketplace, see the link below.

<https://market.android.com/details?id=com.flir.viewer>

---

## Release notes

Version	FLIR Tools Mobile 2.0
New features	<ul style="list-style-type: none"><li>• --- News in 2.0 ---</li><li>• Remote control of your FLIR camera.</li><li>• Support for MSX (Multi-Spectral Dynamic Imaging) images.</li><li>• Support for sketch images in both IR and visual with on/off toggling.</li><li>• Support for same FOV ("Field of View Match").</li><li>• Editable text comments.</li><li>• --- News in 1.0.1 ---</li><li>• Greek and Russian language support for PDF export now enabled.</li><li>• Help files now translated into 21 languages.</li><li>• Various bug fixes and optimizations.</li></ul>

---

## System requirements

Operating system	<ul style="list-style-type: none"><li>• Android 2.3 and later</li></ul>
------------------	---

v1.03

P/N: 62101-0301

© 2013, FLIR Systems, Inc.  
All rights reserved worldwide.

## APP-10003; FLIR Tools Mobile (iPad/iPhone Application)



### General description

FLIR Tools Mobile lets professional thermographers use an iPad, iPhone, or iPod touch to see and capture live, streaming infrared video and stills from select FLIR cameras.

With FLIR Tools Mobile the camera can be stationed in one area and operated wirelessly from another – highly useful for IR inspections of energized equipment or performing IR surveys in hard-to-reach locations and harsh working environments. Streaming video and remote access also gives decision makers and others on your team a valuable opportunity to observe and collaborate in the thermal imaging process.

Using FLIR Tools Mobile, you can do one or more of the following:

- Import images from your infrared camera
- Lay out and move measurement tools on the image
- Read out temperature measurements
- Zoom in on images
- On the iPhone/iPad, remotely take snapshots when a camera is connected
- On the camera, take snapshots that will automatically be saved in the iPhone/iPad
- Delete any images on the iPhone/iPad
- Display an image's GPS coordinates on Google Maps
- Create and e-mail imagesheets
- Create and e-mail reports
- Print imagesheets and reports to any AirPrint-enabled printer
- Save images to iPhone/iPad photo library
- Send images to FTP sites and other file sharing services (Dropbox, Box.net, etc.)
- Display image information, such as object parameters, text comments, file information, etc.
- Play-back voice comments
- Change level and span
- Change general settings in the app
- Change palette

FLIR Tools Mobile lets you take control of the following features on selected cameras:

- Remote control of your FLIR camera.
- Support for MSX (Multi-Spectral Dynamic Imaging) images.
- Support for sketch images in both IR and visual with on/off toggling.
- Support for same FOV ("Field of View Match").
- Editable text comments.
- Auto and manual focus
- Level and span
- Color palettes
- Temperature measurement analytics
- Spot
- Area box
- Circle
- Line
- Parameter settings
- Emissivity
- Reflected temperature
- Relative humidity
- Atmospheric temperature
- IR and visible light image blending
- Picture-in-picture
- Thermal fusion
- Image storage
- MPEG 4 video
- Radiometric JPEG stills

P/N: 62101-0301

© 2013, FLIR Systems, Inc.  
All rights reserved worldwide.

## Download

The application can be downloaded from App Store, see the link below.

<http://itunes.apple.com/app/flir-tools/id511247887?mt=8>

## Release notes


Version	FLIR Tools Mobile (iPad/iPhone Application) 1.0.3
New features	<ul style="list-style-type: none"> <li>--- News in 1.0.3 ---</li> <li>Remote control of your FLIR camera.</li> <li>Support for MSX (Multi-Spectral Dynamic Imaging) images.</li> <li>Support for sketch images in both IR and visual with on/off toggling.</li> <li>Support for same FOV ("Field of View Match").</li> <li>Editable text comments.</li> <li>--- News in 1.0. ---</li> <li>First version</li> </ul>

## System requirements

Operating system	<ul style="list-style-type: none"> <li>iOS 4.0 or higher</li> </ul>
Hardware requirements	<ul style="list-style-type: none"> <li>iPhone</li> <li>iPad</li> <li>iPod</li> </ul>

v1.01

## T198206; FLIR ResearchIR 3 (CD)



## General description

Note: This release is not intended for the US region.

FLIR ResearchIR is aimed at R&D and science professionals who use thermal imaging cameras with a cooled or uncooled detector. FLIR ResearchIR makes the most of a thermal imaging camera, and allows high-speed recording and advanced thermal pattern analysis. FLIR ResearchIR is the perfect tool for industrial R&D.

Users who are interested in more advanced scientific applications should choose FLIR ResearchIR Max.

Key features:



P/N: 62101-0301

© 2013, FLIR Systems, Inc.  
All rights reserved worldwide.

## General description

- View, record and store images at high speed.
- Post-processing of fast thermal events.
- Generate time-temperature plots from live images or recorded sequences.
- Advanced start/stop recording conditions.
- Unlimited number of analysis functions (spot, line, area).
- File organizer with quick collection and preview of sequences.
- Zoom and pan allows a closer look.
- Multiple user-configurable tabs for live images, recorded images or plots.
- Export images and results to bitmap, video, Excel, matlab or CSV formats
- Local scale gain control on measurement – automatically adjusts the contrast in a specific part of the image.
- MSX (Multi-Spectral Enhancement) – embosses digital image detail onto the thermal image.
- Sketch on IR support.

FLIR ResearchIR in combination with a FLIR thermal imaging camera is the perfect solution for any R&D or scientific application. It will allow researchers in all fields to make the smallest of temperature differences visible and to thoroughly analyze the thermal process in real-time.

### Typical applications:

- The transient behavior of a power supply or one of its components during power up when altering the load or any other parameter.
- Evaluating the transient behavior of a car brake when braking and when altering the material in the brakes.

## Download

To download a 30-day evaluation version, click the following link:

<http://support.flir.com/SwDownload/app/RssSWDownload.aspx?ID=132>

## Release notes

Version	FLIR ResearchIR 3.2
New features	<ul style="list-style-type: none"><li>• --- News in 3.2: ---</li><li>• Local scale gain control on measurement – automatically adjusts the contrast in a specific part of the image.</li><li>• MSX (Multi-Spectral Enhancement) – embosses digital image detail onto the thermal image.</li><li>• Added Sketch on IR support.</li><li>• Improved GigE Ethernet camera compatibility support.</li><li>• Improved translation.</li><li>• Fixed the delta reading in Fahrenheit.</li><li>• Fixed the impact of the zoom parameter in windows settings.</li><li>• Various profile and temporal plot fixes.</li><li>• Minor bug fixes.</li><li>• General performance improvement.</li><li>• --- News in 3.1: ---</li><li>• New FCF file format embeds session data (measurements and processing filters); FCF files are backward compatible with other native formats (SEQ, FFF, PTW).</li><li>• Copy/paste measurements.</li><li>• Add a selected frame number to the record in the recording tab.</li><li>• AVI export supports measurement and scale selection.</li><li>• Export menu reorganized for better clarity.</li><li>• Copy to clipboard compatibility with Excel.</li><li>• Out-of-range and saturation colors in palette.</li><li>• Select visibility of images in results table (all images/only visible/images in current tab).</li><li>• Local measurement parameters now saved.</li><li>• Improvements and bug fixes in plots.</li><li>• Bug fixes in AVI export.</li><li>• Other performance improvements and bug fixes.</li></ul>

## Shipping information

- FLIR ResearchIR

## System requirements

Operating system	<ul style="list-style-type: none"><li>• Windows XP, 32 bit</li><li>• Windows Vista, 32 bit</li><li>• Windows Vista, 64 bit</li><li>• Windows 7, 32 bit</li><li>• Windows 7, 64 bit</li></ul>
------------------	--

v1.04

P/N: 62101-0301

© 2013, FLIR Systems, Inc.  
All rights reserved worldwide.

## T127597; FLIR ResearchIR 3 (license only)



### General description

Note: This release is not intended for the US region.

FLIR ResearchIR is aimed at R&D and science professionals who use thermal imaging cameras with a cooled or uncooled detector. FLIR ResearchIR makes the most of a thermal imaging camera, and allows high-speed recording and advanced thermal pattern analysis. FLIR ResearchIR is the perfect tool for industrial R&D.

Users who are interested in more advanced scientific applications should choose FLIR ResearchIR Max.

### Key features:

- View, record and store images at high speed.
- Post-processing of fast thermal events.
- Generate time-temperature plots from live images or recorded sequences.
- Advanced start/stop recording conditions.
- Unlimited number of analysis functions (spot, line, area).
- File organizer with quick collection and preview of sequences.
- Zoom and pan allows a closer look.
- Multiple user-configurable tabs for live images, recorded images or plots.
- Export images and results to bitmap, video, Excel, matlab or CSV formats
- Local scale gain control on measurement – automatically adjusts the contrast in a specific part of the image.
- MSX (Multi-Spectral Enhancement) – embosses digital image detail onto the thermal image.
- Sketch on IR support.

FLIR ResearchIR in combination with a FLIR thermal imaging camera is the perfect solution for any R&D or scientific application. It will allow researchers in all fields to make the smallest of temperature differences visible and to thoroughly analyze the thermal process in real-time.

### Typical applications:

- The transient behavior of a power supply or one of its components during power up when altering the load or any other parameter.
- Evaluating the transient behavior of a car brake when braking and when altering the material in the brakes.

### Download

Download your copy of FLIR ResearchIR here:

<http://support.flir.com/researchir>

### Release notes

Version	FLIR ResearchIR 3.2
---------	---------------------

P/N: 62101-0301

© 2013, FLIR Systems, Inc.  
All rights reserved worldwide.

## Release notes

### New features

- --- News in 3.2: ---
- Local scale gain control on measurement – automatically adjusts the contrast in a specific part of the image.
- MSX (Multi-Spectral Enhancement) – embosses digital image detail onto the thermal image.
- Added Sketch on IR support.
- Improved GigE Ethernet camera compatibility support.
- Improved translation.
- Fixed the delta reading in Fahrenheit.
- Fixed the impact of the zoom parameter in windows settings.
- Various profile and temporal plot fixes.
- Minor bug fixes.
- General performance improvement.
- --- News in 3.1: ---
- New FCF file format embeds session data (measurements and processing filters); FCF files are backward compatible with other native formats (SEQ, FFF, PTW).
- Copy/paste measurements.
- Add a selected frame number to the record in the recording tab.
- AVI export supports measurement and scale selection.
- Export menu reorganized for better clarity.
- Copy to clipboard compatibility with Excel.
- Out-of-range and saturation colors in palette.
- Select visibility of images in results table (all images/only visible/images in current tab).
- Local measurement parameters now saved.
- Improvements and bug fixes in plots.
- Bug fixes in AVI export.
- Other performance improvements and bug fixes.

## Shipping information

- FLIR ResearchIR scratchcard

## System requirements

### Operating system

- Windows XP, 32 bit
- Windows Vista, 32 bit
- Windows Vista, 64 bit
- Windows 7, 32 bit
- Windows 7, 64 bit

v1.05

## T127597L5; FLIR ResearchIR 3 (license only), 5 user licenses



## General description

Note: This release is not intended for the US region.

FLIR ResearchIR is aimed at R&D and science professionals who use thermal imaging cameras with a cooled or uncooled detector. FLIR ResearchIR makes the most of a thermal imaging camera, and allows high-speed recording and advanced thermal pattern analysis. FLIR ResearchIR is the perfect tool for industrial R&D.

Users who are interested in more advanced scientific applications should choose FLIR ResearchIR Max.

### Key features:

P/N: 62101-0301

© 2013, FLIR Systems, Inc.  
All rights reserved worldwide.

## General description

- View, record and store images at high speed.
- Post-processing of fast thermal events.
- Generate time-temperature plots from live images or recorded sequences.
- Advanced start/stop recording conditions.
- Unlimited number of analysis functions (spot, line, area).
- File organizer with quick collection and preview of sequences.
- Zoom and pan allows a closer look.
- Multiple user-configurable tabs for live images, recorded images or plots.
- Export images and results to bitmap, video, Excel, matlab or CSV formats
- Local scale gain control on measurement – automatically adjusts the contrast in a specific part of the image.
- MSX (Multi-Spectral Enhancement) – embosses digital image detail onto the thermal image.
- Sketch on IR support.

FLIR ResearchIR in combination with a FLIR thermal imaging camera is the perfect solution for any R&D or scientific application. It will allow researchers in all fields to make the smallest of temperature differences visible and to thoroughly analyze the thermal process in real-time.

### Typical applications:

- The transient behavior of a power supply or one of its components during power up when altering the load or any other parameter.
- Evaluating the transient behavior of a car brake when braking and when altering the material in the brakes.

## Download

Download your copy of FLIR ResearchIR here:

<http://support.flir.com/researchir>

## Release notes

Version	FLIR ResearchIR 3.2
New features	<ul style="list-style-type: none"> <li>• --- News in 3.2: ---</li> <li>• Local scale gain control on measurement – automatically adjusts the contrast in a specific part of the image.</li> <li>• MSX (Multi-Spectral Enhancement) – embosses digital image detail onto the thermal image.</li> <li>• Added Sketch on IR support.</li> <li>• Improved GigE Ethernet camera compatibility support.</li> <li>• Improved translation.</li> <li>• Fixed the delta reading in Fahrenheit.</li> <li>• Fixed the impact of the zoom parameter in windows settings.</li> <li>• Various profile and temporal plot fixes.</li> <li>• Minor bug fixes.</li> <li>• General performance improvement.</li> <li>• --- News in 3.1: ---</li> <li>• New FCF file format embeds session data (measurements and processing filters); FCF files are backward compatible with other native formats (SEQ, FFF, PTW).</li> <li>• Copy/paste measurements.</li> <li>• Add a selected frame number to the record in the recording tab.</li> <li>• AVI export supports measurement and scale selection.</li> <li>• Export menu reorganized for better clarity.</li> <li>• Copy to clipboard compatibility with Excel.</li> <li>• Out-of-range and saturation colors in palette.</li> <li>• Select visibility of images in results table (all images/only visible/images in current tab).</li> <li>• Local measurement parameters now saved.</li> <li>• Improvements and bug fixes in plots.</li> <li>• Bug fixes in AVI export.</li> <li>• Other performance improvements and bug fixes.</li> </ul>

## Shipping information

- 5 FLIR ResearchIR scratchcards

## System requirements

Operating system	<ul style="list-style-type: none"> <li>• Windows XP, 32 bit</li> <li>• Windows Vista, 32 bit</li> <li>• Windows Vista, 64 bit</li> <li>• Windows 7, 32 bit</li> <li>• Windows 7, 64 bit</li> </ul>
------------------	--

v1.06

P/N: 62101-0301

© 2013, FLIR Systems, Inc.  
All rights reserved worldwide.

## T127597L10; FLIR ResearchIR 3 (license only), 10 user licenses



### General description

Note: This release is not intended for the US region.

FLIR ResearchIR is aimed at R&D and science professionals who use thermal imaging cameras with a cooled or uncooled detector. FLIR ResearchIR makes the most of a thermal imaging camera, and allows high-speed recording and advanced thermal pattern analysis. FLIR ResearchIR is the perfect tool for industrial R&D. Users who are interested in more advanced scientific applications should choose FLIR ResearchIR Max.

#### Key features:

- View, record and store images at high speed.
- Post-processing of fast thermal events.
- Generate time-temperature plots from live images or recorded sequences.
- Advanced start/stop recording conditions.
- Unlimited number of analysis functions (spot, line, area).
- File organizer with quick collection and preview of sequences.
- Zoom and pan allows a closer look.
- Multiple user-configurable tabs for live images, recorded images or plots.
- Export images and results to bitmap, video, Excel, matlab or CSV formats
- Local scale gain control on measurement – automatically adjusts the contrast in a specific part of the image.
- MSX (Multi-Spectral Enhancement) – embosses digital image detail onto the thermal image.
- Sketch on IR support.

FLIR ResearchIR in combination with a FLIR thermal imaging camera is the perfect solution for any R&D or scientific application. It will allow researchers in all fields to make the smallest of temperature differences visible and to thoroughly analyze the thermal process in real-time.

#### Typical applications:

- The transient behavior of a power supply or one of its components during power up when altering the load or any other parameter.
- Evaluating the transient behavior of a car brake when braking and when altering the material in the brakes.

### Download

Download your copy of FLIR ResearchIR here:

<http://support.flir.com/researchir>

### Release notes

Version	FLIR ResearchIR 3.2
---------	---------------------

P/N: 62101-0301

© 2013, FLIR Systems, Inc.  
All rights reserved worldwide.

## Release notes

### New features

- --- News in 3.2: ---
- Local scale gain control on measurement – automatically adjusts the contrast in a specific part of the image.
- MSX (Multi-Spectral Enhancement) – embosses digital image detail onto the thermal image.
- Added Sketch on IR support.
- Improved GigE Ethernet camera compatibility support.
- Improved translation.
- Fixed the delta reading in Fahrenheit.
- Fixed the impact of the zoom parameter in windows settings.
- Various profile and temporal plot fixes.
- Minor bug fixes.
- General performance improvement.
- --- News in 3.1: ---
- New FCF file format embeds session data (measurements and processing filters); FCF files are backward compatible with other native formats (SEQ, FFF, PTW).
- Copy/paste measurements.
- Add a selected frame number to the record in the recording tab.
- AVI export supports measurement and scale selection.
- Export menu reorganized for better clarity.
- Copy to clipboard compatibility with Excel.
- Out-of-range and saturation colors in palette.
- Select visibility of images in results table (all images/only visible/images in current tab).
- Local measurement parameters now saved.
- Improvements and bug fixes in plots.
- Bug fixes in AVI export.
- Other performance improvements and bug fixes.

## Shipping information

- 10 FLIR ResearchIR scratchcards


## System requirements

### Operating system

- Windows XP, 32 bit
- Windows Vista, 32 bit
- Windows Vista, 64 bit
- Windows 7, 32 bit
- Windows 7, 64 bit

v1.06

## T198209; FLIR ResearchIR 3 Max (CD)



## General description

Note: This release is not intended for the US region.

FLIR ResearchIR is aimed at R&D and science professionals who use thermal imaging cameras with a cooled or uncooled detector. FLIR ResearchIR makes the most of a thermal imaging camera, and allows high-speed recording and advanced thermal pattern analysis. FLIR ResearchIR is the perfect tool for industrial R&D.

FLIR ResearchIR Max contains all the features of FLIR ResearchIR, plus features for advanced thermal analysis.

### Key features:

P/N: 62101-0301

© 2013, FLIR Systems, Inc.  
All rights reserved worldwide.

## General description

- Pre/post-recording.
- Mathematical processing toolbox.
- Image filtering toolbox.
- Multiple camera support for parallel recording.
- Radiometric digital detail enhancement (DDE) improves dramatically the understanding of the thermal image, while maintaining radiometric measurement accuracy.
- View, record and store images at high speed.
- Post-processing of fast thermal events.
- Generate time-temperature plots from live images or recorded sequences.
- Advanced start/stop recording conditions.
- Unlimited number of analysis functions (spot, line, area).
- File organizer with quick collection and preview of sequences.
- Zoom and pan allows a closer look.
- Multiple user-configurable tabs for live images, recorded images or plots.
- Export images and results to bitmap, video, Excel, matlab or CSV formats
- Local scale gain control on measurement – automatically adjusts the contrast in a specific part of the image.
- MSX (Multi-Spectral Enhancement) – embosses digital image detail onto the thermal image.
- Sketch on IR support.

FLIR ResearchIR in combination with a FLIR thermal imaging camera is the perfect solution for any R&D or scientific application. It will allow researchers in all fields to make the smallest of temperature differences visible and to thoroughly analyze the thermal process in real-time.

### Typical applications:

- The transient behavior of a power supply or one of its components during power up when altering the load or any other parameter.
- Evaluating the transient behavior of a car brake when braking and when altering the material in the brakes.

## Download

To download a 30-day evaluation version, click the following link:

<http://support.flir.com/SwDownload/app/RssSWDownload.aspx?ID=134>

## Release notes

Version	FLIR ResearchIR Max 3.2
New features	<ul style="list-style-type: none"> <li>• --- News in 3.2: ---</li> <li>• Local scale gain control on measurement – automatically adjusts the contrast in a specific part of the image.</li> <li>• MSX (Multi-Spectral Enhancement) – embosses digital image detail onto the thermal image.</li> <li>• Added Sketch on IR support.</li> <li>• Improved GigE Ethernet camera compatibility support.</li> <li>• Improved translation.</li> <li>• Fixed the delta reading in Fahrenheit.</li> <li>• Fixed the impact of the zoom parameter in windows settings.</li> <li>• Various profile and temporal plot fixes.</li> <li>• Improved interface for SC8400 and SC6500 cooled science cameras – requires an additional module.</li> <li>• Improved interface for SC5000 and SC7000 cooled science cameras – requires an additional module.</li> <li>• Added US cooled science camera interface – requires an additional module.</li> <li>• Minor bug fixes.</li> <li>• General performance improvement.</li> </ul>

## Shipping information

- FLIR ResearchIR Max

## System requirements

Operating system	<ul style="list-style-type: none"> <li>• Windows XP, 32 bit</li> <li>• Windows Vista, 32 bit</li> <li>• Windows Vista, 64 bit</li> <li>• Windows 7, 32 bit</li> <li>• Windows 7, 64 bit</li> </ul>
------------------	--

v1.02

P/N: 62101-0301

© 2013, FLIR Systems, Inc.  
All rights reserved worldwide.

## T127598; FLIR ResearchIR 3 Max (license only)



### General description

Note: This release is not intended for the US region.

FLIR ResearchIR is aimed at R&D and science professionals who use thermal imaging cameras with a cooled or uncooled detector. FLIR ResearchIR makes the most of a thermal imaging camera, and allows high-speed recording and advanced thermal pattern analysis. FLIR ResearchIR is the perfect tool for industrial R&D.

FLIR ResearchIR Max contains all the features of FLIR ResearchIR, plus features for advanced thermal analysis.

### Key features:

- Pre/post-recording.
- Mathematical processing toolbox.
- Image filtering toolbox.
- Multiple camera support for parallel recording.
- Radiometric digital detail enhancement (DDE) improves dramatically the understanding of the thermal image, while maintaining radiometric measurement accuracy.
- View, record and store images at high speed.
- Post-processing of fast thermal events.
- Generate time-temperature plots from live images or recorded sequences.
- Advanced start/stop recording conditions.
- Unlimited number of analysis functions (spot, line, area).
- File organizer with quick collection and preview of sequences.
- Zoom and pan allows a closer look.
- Multiple user-configurable tabs for live images, recorded images or plots.
- Export images and results to bitmap, video, Excel, matlab or CSV formats
- Local scale gain control on measurement – automatically adjusts the contrast in a specific part of the image.
- MSX (Multi-Spectral Enhancement) – embosses digital image detail onto the thermal image.
- Sketch on IR support.

FLIR ResearchIR in combination with a FLIR thermal imaging camera is the perfect solution for any R&D or scientific application. It will allow researchers in all fields to make the smallest of temperature differences visible and to thoroughly analyze the thermal process in real-time.

### Typical applications:

- The transient behavior of a power supply or one of its components during power up when altering the load or any other parameter.
- Evaluating the transient behavior of a car brake when braking and when altering the material in the brakes.

### Download

Download your copy of FLIR ResearchIR MAX here:

<http://support.flir.com/researchirmax>

### Release notes

Version	FLIR ResearchIR Max 3.2
---------	-------------------------



P/N: 62101-0301

© 2013, FLIR Systems, Inc.  
All rights reserved worldwide.

## Release notes

### New features

- --- News in 3.2: ---
- Local scale gain control on measurement – automatically adjusts the contrast in a specific part of the image.
- MSX (Multi-Spectral Enhancement) – embosses digital image detail onto the thermal image.
- Added Sketch on IR support.
- Improved GigE Ethernet camera compatibility support.
- Improved translation.
- Fixed the delta reading in Fahrenheit.
- Fixed the impact of the zoom parameter in windows settings.
- Various profile and temporal plot fixes.
- Improved interface for SC8400 and SC6500 cooled science cameras – requires an additional module.
- Improved interface for SC5000 and SC7000 cooled science cameras – requires an additional module.
- Added US cooled science camera interface – requires an additional module.
- Minor bug fixes.
- General performance improvement.

## Shipping information

- FLIR ResearchIR Max scratch card

## System requirements

### Operating system

- Windows XP, 32 bit
- Windows Vista, 32 bit
- Windows Vista, 64 bit
- Windows 7, 32 bit
- Windows 7, 64 bit

v1.03

## T127598L5; FLIR ResearchIR 3 Max (license only), 5 user licenses



## General description

Note: This release is not intended for the US region.

FLIR ResearchIR is aimed at R&D and science professionals who use thermal imaging cameras with a cooled or uncooled detector. FLIR ResearchIR makes the most of a thermal imaging camera, and allows high-speed recording and advanced thermal pattern analysis. FLIR ResearchIR is the perfect tool for industrial R&D.

FLIR ResearchIR Max contains all the features of FLIR ResearchIR, plus features for advanced thermal analysis.

Key features:

P/N: 62101-0301

© 2013, FLIR Systems, Inc.  
All rights reserved worldwide.

## General description

- Pre/post-recording.
- Mathematical processing toolbox.
- Image filtering toolbox.
- Multiple camera support for parallel recording.
- Radiometric digital detail enhancement (DDE) improves dramatically the understanding of the thermal image, while maintaining radiometric measurement accuracy.
- View, record and store images at high speed.
- Post-processing of fast thermal events.
- Generate time-temperature plots from live images or recorded sequences.
- Advanced start/stop recording conditions.
- Unlimited number of analysis functions (spot, line, area).
- File organizer with quick collection and preview of sequences.
- Zoom and pan allows a closer look.
- Multiple user-configurable tabs for live images, recorded images or plots.
- Export images and results to bitmap, video, Excel, matlab or CSV formats
- Local scale gain control on measurement – automatically adjusts the contrast in a specific part of the image.
- MSX (Multi-Spectral Enhancement) – embosses digital image detail onto the thermal image.
- Sketch on IR support.

FLIR ResearchIR in combination with a FLIR thermal imaging camera is the perfect solution for any R&D or scientific application. It will allow researchers in all fields to make the smallest of temperature differences visible and to thoroughly analyze the thermal process in real-time.

### Typical applications:

- The transient behavior of a power supply or one of its components during power up when altering the load or any other parameter.
- Evaluating the transient behavior of a car brake when braking and when altering the material in the brakes.

## Download

Download your copy of FLIR ResearchIR MAX here:

<http://support.flir.com/researchirmax>

## Release notes

Version	FLIR ResearchIR Max 3.2
New features	<ul style="list-style-type: none"> <li>• --- News in 3.2: ---</li> <li>• Local scale gain control on measurement – automatically adjusts the contrast in a specific part of the image.</li> <li>• MSX (Multi-Spectral Enhancement) – embosses digital image detail onto the thermal image.</li> <li>• Added Sketch on IR support.</li> <li>• Improved GigE Ethernet camera compatibility support.</li> <li>• Improved translation.</li> <li>• Fixed the delta reading in Fahrenheit.</li> <li>• Fixed the impact of the zoom parameter in windows settings.</li> <li>• Various profile and temporal plot fixes.</li> <li>• Improved interface for SC8400 and SC6500 cooled science cameras – requires an additional module.</li> <li>• Improved interface for SC5000 and SC7000 cooled science cameras – requires an additional module.</li> <li>• Added US cooled science camera interface – requires an additional module.</li> <li>• Minor bug fixes.</li> <li>• General performance improvement.</li> </ul>

## Shipping information

- 5 FLIR ResearchIR Max scratchcards

## System requirements

Operating system	<ul style="list-style-type: none"> <li>• Windows XP, 32 bit</li> <li>• Windows Vista, 32 bit</li> <li>• Windows Vista, 64 bit</li> <li>• Windows 7, 32 bit</li> <li>• Windows 7, 64 bit</li> </ul>
------------------	--

v1.04

P/N: 62101-0301

© 2013, FLIR Systems, Inc.  
All rights reserved worldwide.

## T127598L10; FLIR ResearchIR 3 Max (license only), 10 user licenses



### General description

Note: This release is not intended for the US region.

FLIR ResearchIR is aimed at R&D and science professionals who use thermal imaging cameras with a cooled or uncooled detector. FLIR ResearchIR makes the most of a thermal imaging camera, and allows high-speed recording and advanced thermal pattern analysis. FLIR ResearchIR is the perfect tool for industrial R&D. FLIR ResearchIR Max contains all the features of FLIR ResearchIR, plus features for advanced thermal analysis.

#### Key features:

- Pre/post-recording.
- Mathematical processing toolbox.
- Image filtering toolbox.
- Multiple camera support for parallel recording.
- Radiometric digital detail enhancement (DDE) improves dramatically the understanding of the thermal image, while maintaining radiometric measurement accuracy.
- View, record and store images at high speed.
- Post-processing of fast thermal events.
- Generate time-temperature plots from live images or recorded sequences.
- Advanced start/stop recording conditions.
- Unlimited number of analysis functions (spot, line, area).
- File organizer with quick collection and preview of sequences.
- Zoom and pan allows a closer look.
- Multiple user-configurable tabs for live images, recorded images or plots.
- Export images and results to bitmap, video, Excel, matlab or CSV formats
- Local scale gain control on measurement – automatically adjusts the contrast in a specific part of the image.
- MSX (Multi-Spectral Enhancement) – embosses digital image detail onto the thermal image.
- Sketch on IR support.

FLIR ResearchIR in combination with a FLIR thermal imaging camera is the perfect solution for any R&D or scientific application. It will allow researchers in all fields to make the smallest of temperature differences visible and to thoroughly analyze the thermal process in real-time.

#### Typical applications:

- The transient behavior of a power supply or one of its components during power up when altering the load or any other parameter.
- Evaluating the transient behavior of a car brake when braking and when altering the material in the brakes.

### Download

Download your copy of FLIR ResearchIR MAX here:

<http://support.flir.com/researchirmax>

### Release notes

Version	FLIR ResearchIR Max 3.2
---------	-------------------------

P/N: 62101-0301

© 2013, FLIR Systems, Inc.  
All rights reserved worldwide.

## Release notes

### New features

- --- News in 3.2: ---
- Local scale gain control on measurement – automatically adjusts the contrast in a specific part of the image.
- MSX (Multi-Spectral Enhancement) – embosses digital image detail onto the thermal image.
- Added Sketch on IR support.
- Improved GigE Ethernet camera compatibility support.
- Improved translation.
- Fixed the delta reading in Fahrenheit.
- Fixed the impact of the zoom parameter in windows settings.
- Various profile and temporal plot fixes.
- Improved interface for SC8400 and SC6500 cooled science cameras – requires an additional module.
- Improved interface for SC5000 and SC7000 cooled science cameras – requires an additional module.
- Added US cooled science camera interface – requires an additional module.
- Minor bug fixes.
- General performance improvement.

## Shipping information

- 10 FLIR ResearchIR Max scratchcards


## System requirements

### Operating system

- Windows XP, 32 bit
- Windows Vista, 32 bit
- Windows Vista, 64 bit
- Windows 7, 32 bit
- Windows 7, 64 bit

v1.04

## T198292; Upgrade previous version to FLIR ResearchIR 3



## General description

Upgrade previous version of ThermoCAM Researcher Professional and FLIR ResearchIR to FLIR ResearchIR 3.2, for details see the product data for the current version.

Note: This release is not intended for the US region.

FLIR ResearchIR is aimed at R&D and science professionals who use thermal imaging cameras with a cooled or uncooled detector. FLIR ResearchIR makes the most of a thermal imaging camera, and allows high-speed recording and advanced thermal pattern analysis. FLIR ResearchIR is the perfect tool for industrial R&D.

Users who are interested in more advanced scientific applications should choose FLIR ResearchIR Max.

P/N: 62101-0301

© 2013, FLIR Systems, Inc.  
All rights reserved worldwide.

---

#### Download

<http://support.flir.com/SwDownload/app/RssSWDownload.aspx?ID=132>

---

#### Release notes

Version	FLIR ResearchIR 3.2
---------	---------------------


---

#### Shipping information

- FLIR ResearchIR
- 

v1.03

## T198291; Upgrade previous version to FLIR ResearchIR 3 Max



---

#### General description

Upgrade previous version of ThermoCAM Researcher Professional and FLIR ResearchIR to FLIR ResearchIR Max 3.2, for details see the product data for the current version.

Note: This release is not intended for the US region.

FLIR ResearchIR is aimed at R&D and science professionals who use thermal imaging cameras with a cooled or uncooled detector. FLIR ResearchIR makes the most of a thermal imaging camera, and allows high-speed recording and advanced thermal pattern analysis. FLIR ResearchIR is the perfect tool for industrial R&D.

FLIR ResearchIR Max contains all the features of FLIR ResearchIR, plus features for advanced thermal analysis.

---

#### Download

<http://support.flir.com/SwDownload/app/RssSWDownload.aspx?ID=134>

---

#### Release notes

Version	FLIR ResearchIR Max 3.2
---------	-------------------------

---

#### Shipping information


- FLIR ResearchIR Max
- 

v1.03

P/N: 62101-0301

© 2013, FLIR Systems, Inc.  
All rights reserved worldwide.

## T198290; Upgrade FLIR ResearchIR 3 to FLIR ResearchIR 3 Max



### General description

Upgrade of FLIR ResearchIR 3.x to FLIR ResearchIR Max 3.2, for details see the product data for the current version.  
Note: This release is not intended for the US region.  
FLIR ResearchIR is aimed at R&D and science professionals who use thermal imaging cameras with a cooled or uncooled detector. FLIR ResearchIR makes the most of a thermal imaging camera, and allows high-speed recording and advanced thermal pattern analysis. FLIR ResearchIR is the perfect tool for industrial R&D.  
FLIR ResearchIR Max contains all the features of FLIR ResearchIR, plus features for advanced thermal analysis.

### Download

<http://support.flir.com/SwDownload/app/RssSWDownload.aspx?ID=134>

### Release notes

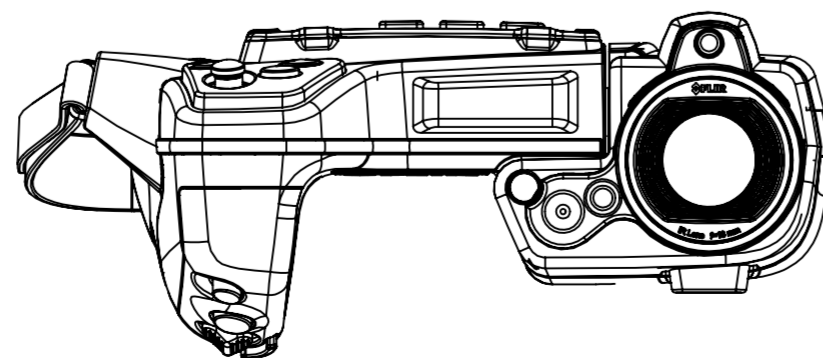
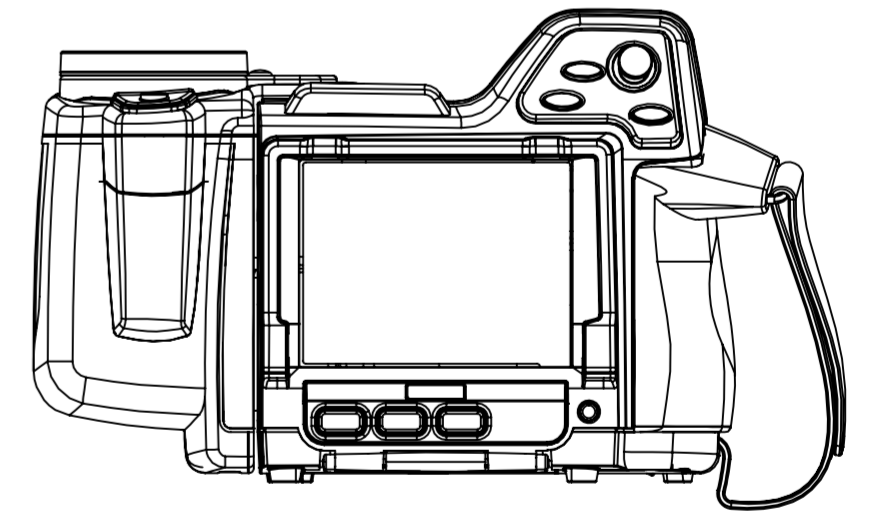
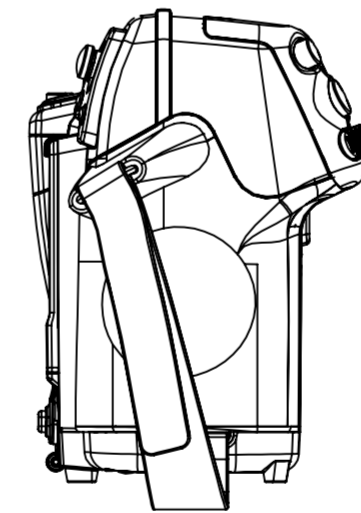
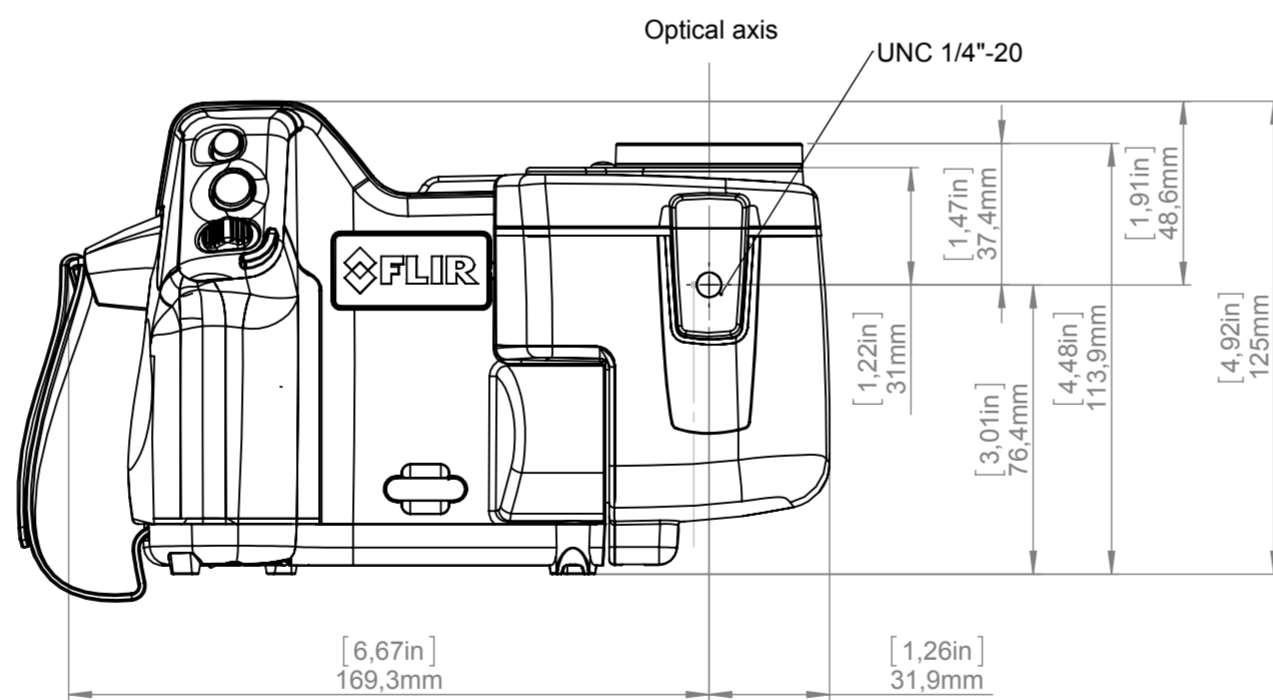
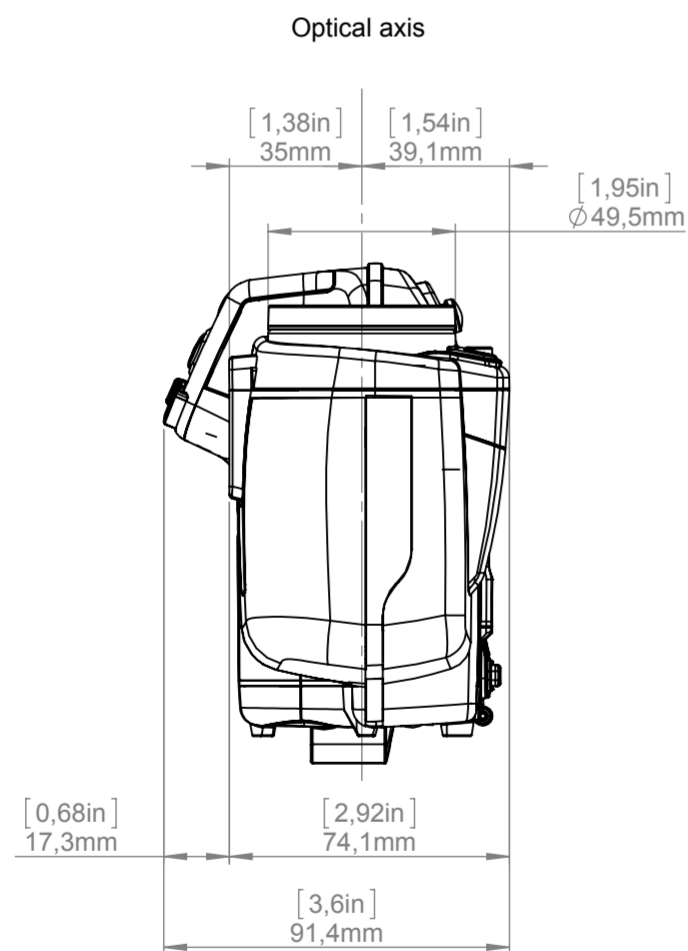
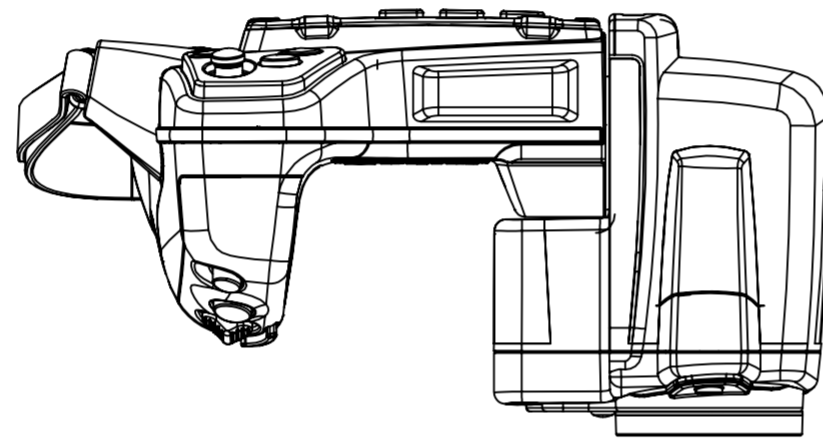

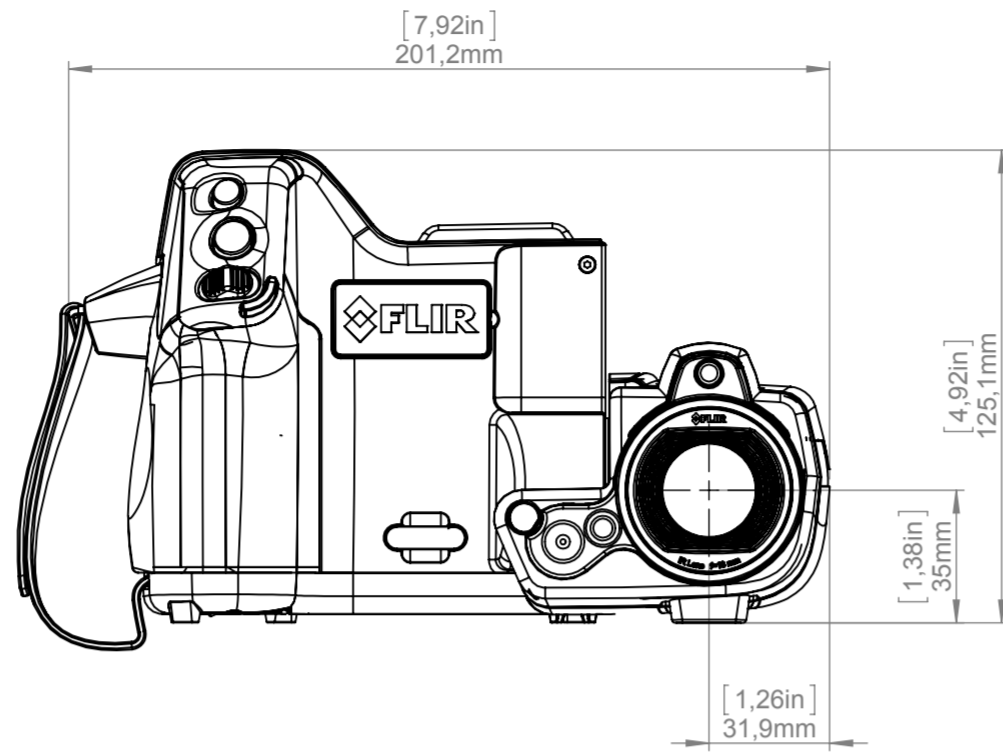
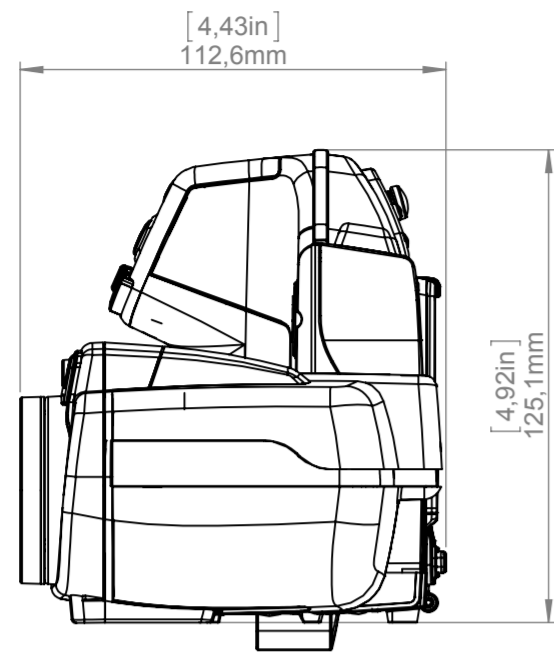
Version	FLIR ResearchIR Max 3.2
---------	-------------------------

### Shipping information

- FLIR ResearchIR Max

v1.03

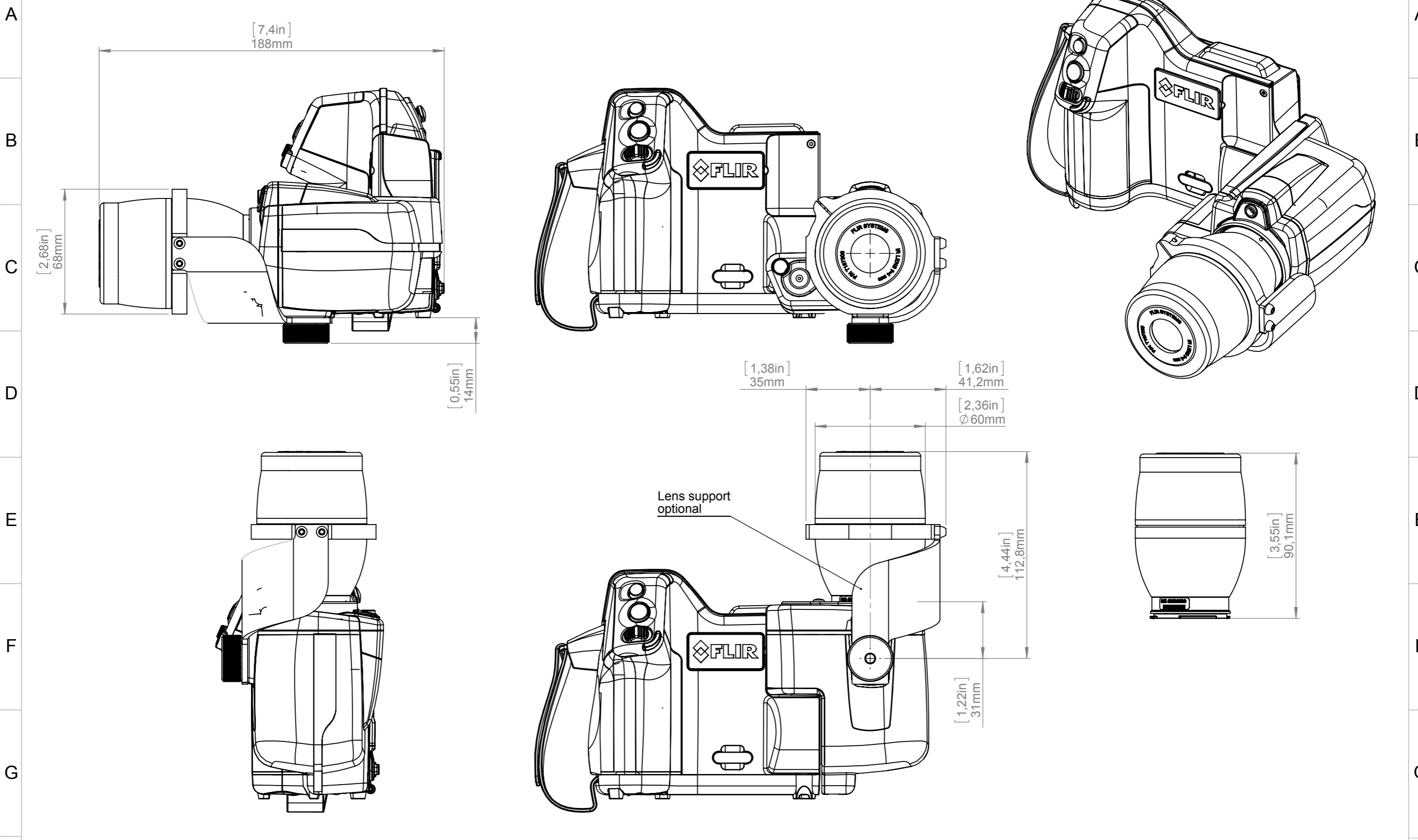
# Camera with built-in IR lens f=18 mm (25°)



© 2012 FLIR Systems, Inc. All rights reserved worldwide. No part of this drawing may be reproduced, stored in a retrieval system, or transmitted in any form, or by any means, electronic, mechanical, photocopying, recording, or otherwise, without the prior written permission of FLIR Systems, Inc. Specifications are subject to change without notice. Dimensional data is based on actual values. Products may be subject to regional market considerations. License procedures may apply. Product may be subject to US Export Regulations. Please refer to exportquestions@flir.com with any questions. Diversion contrary to US law is prohibited.

Modified 2012-06-07	Check JOTA	Drawn by R&D Thermography	
Denomination			
Basic Dimensions FLIR T4xx			Size A3 Scale 1:2 Drawing No. T127604
			Sheet 1(7) Size A

# Camera with Lens IR f=4 mm (90°) incl support

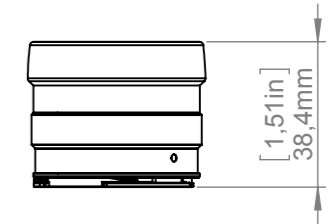
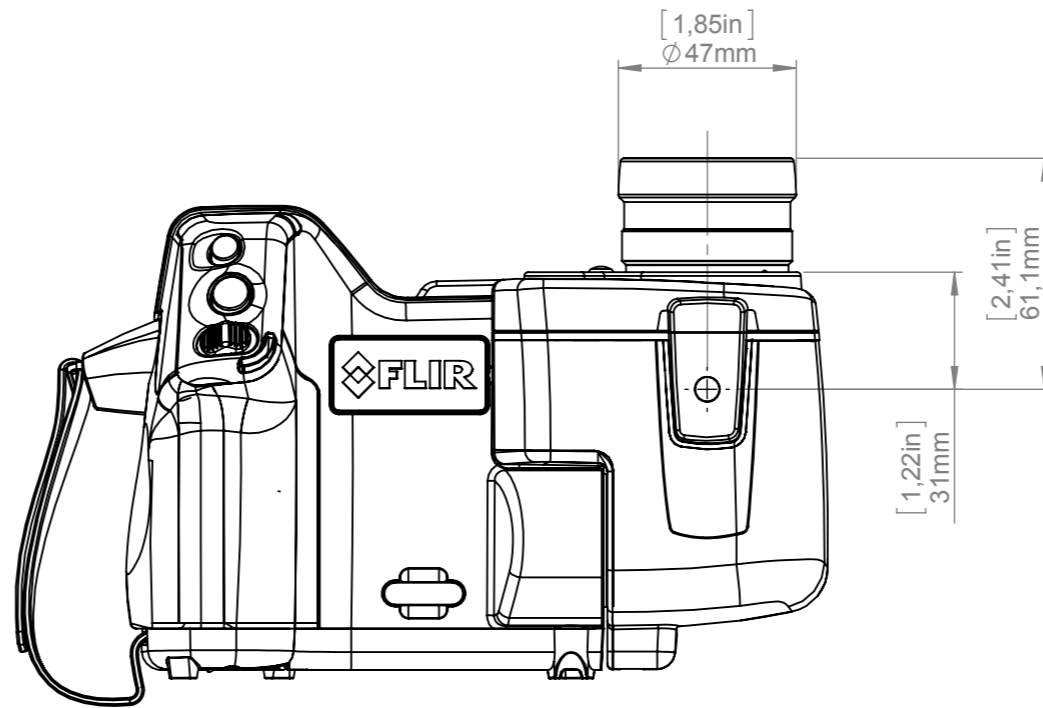
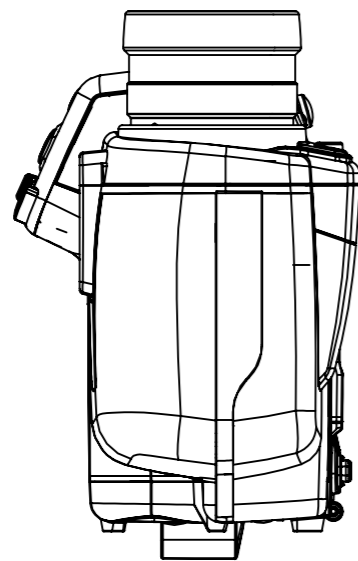
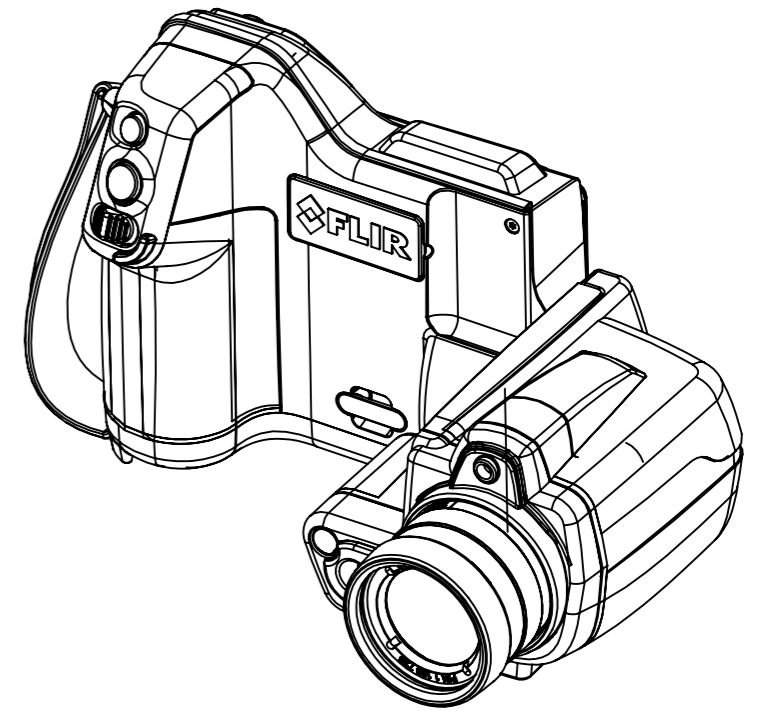
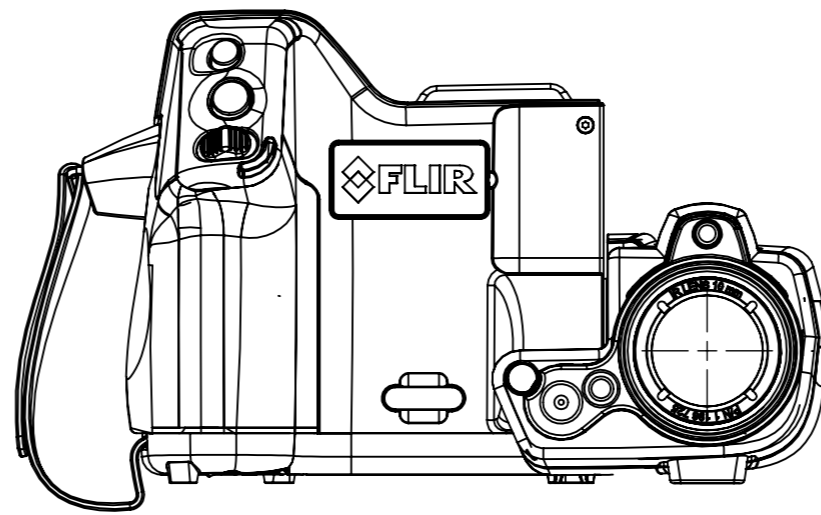
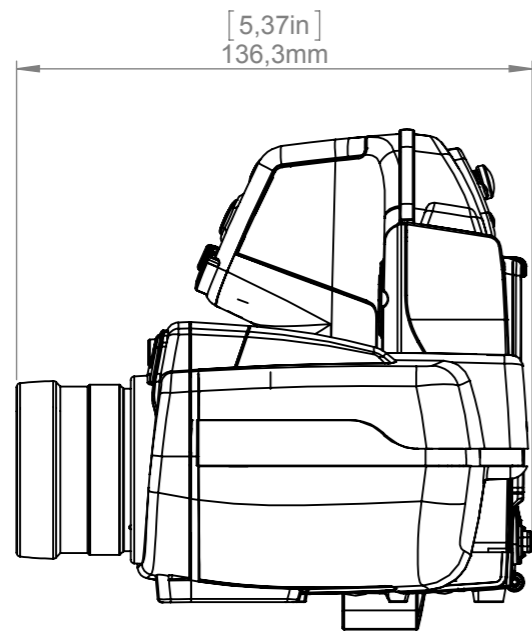


© 2012 FLIR Systems, Inc. All rights reserved worldwide. No part of this drawing may be reproduced, stored in a retrieval system, or transmitted in any form, or by any means, electronic, mechanical, photocopying, recording, or otherwise without written permission from FLIR Systems, Inc. Specifications subject to change without further notice. Dimensional data is based on nominal values. Products may be subject to regional market considerations. License procedures may apply. Product may be subject to US Export Regulations. Please refer to exportquestions@flir.com with any questions. Diversion contrary to US law is prohibited.

Modified 2012-06-07	Check JOTA	Drawn by R&D Thermography	
Denomination			
<b>Basic Dimensions FLIR T4xx</b>			Size <b>A3</b>
Scale <b>1:2</b>			Sheet <b>2(7)</b>
Drawing No. <b>T127604</b>			Size <b>A</b>



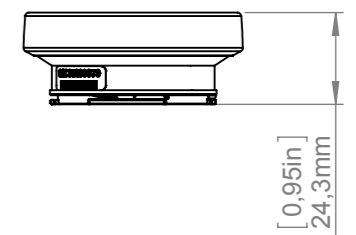
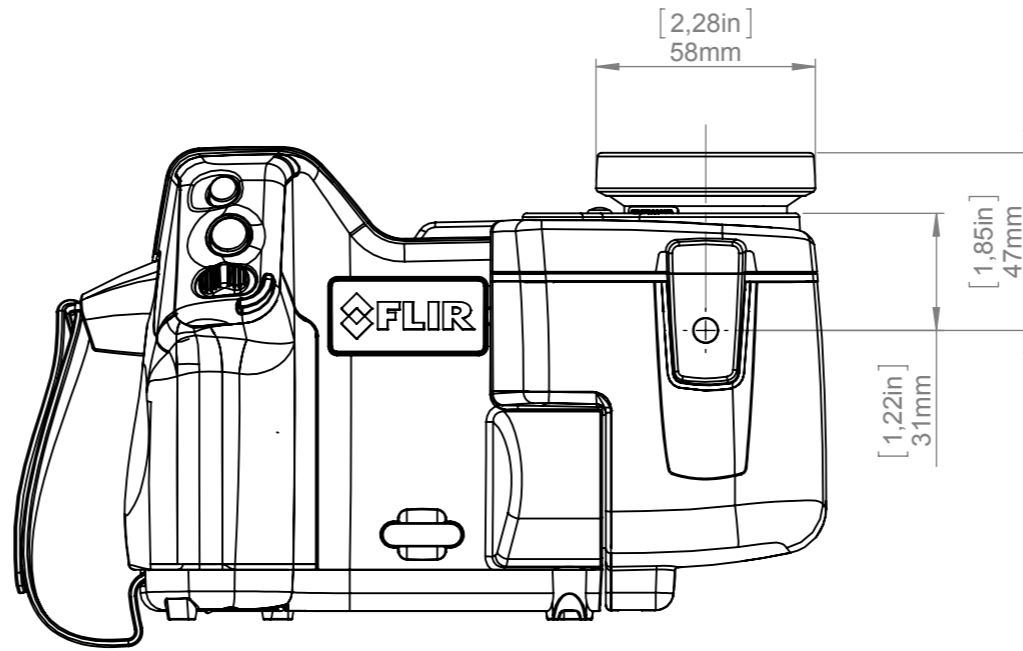
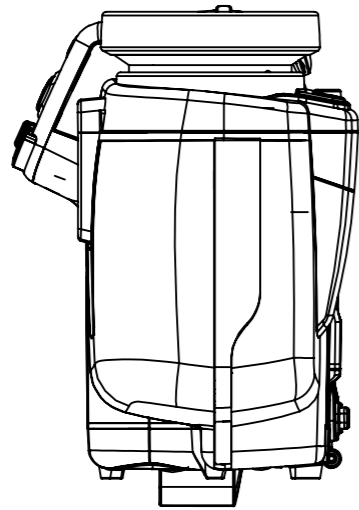
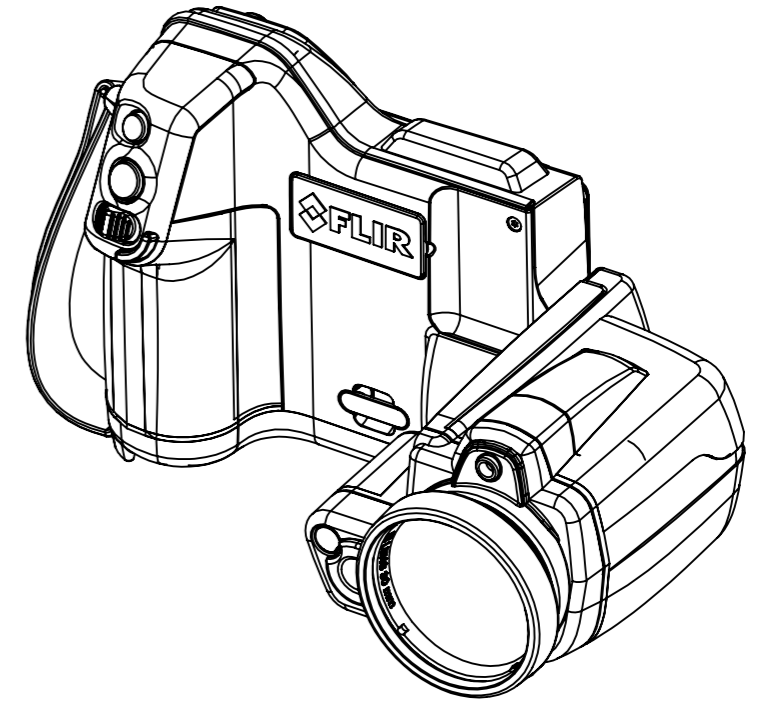
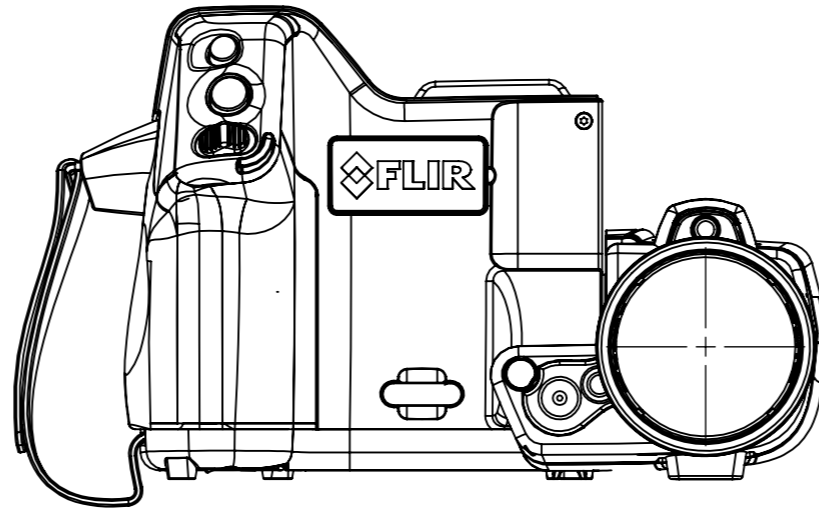

# Camera with Lens IR f=10 mm (45°)



© 2012 FLIR Systems, Inc. All rights reserved worldwide. No part of this drawing may be reproduced, stored in a retrieval system, or transmitted in any form, or by any means, electronic, mechanical, photocopying, recording, or otherwise without written permission from FLIR Systems, Inc. Specifications subject to change without further notice. Dimensional data is based on nominal values. Products may be subject to regional market considerations. License procedures may apply. Product may be subject to US Export Regulations. Please refer to exportquestions@flir.com with any questions. Diversion contrary to US law is prohibited.

Modified 2012-06-07	Check JOTA	Drawn by R&D Thermography	
Denomination			
<b>Basic Dimensions FLIR T4xx</b>			Sheet 3(7) Size <b>A</b>

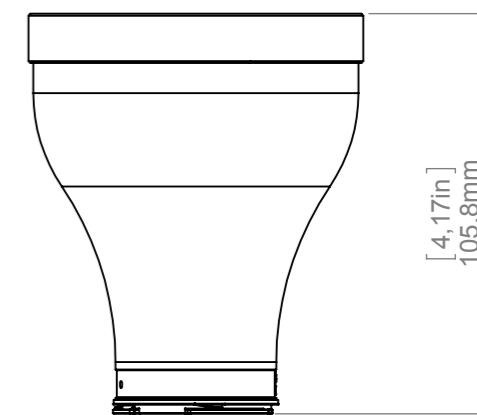
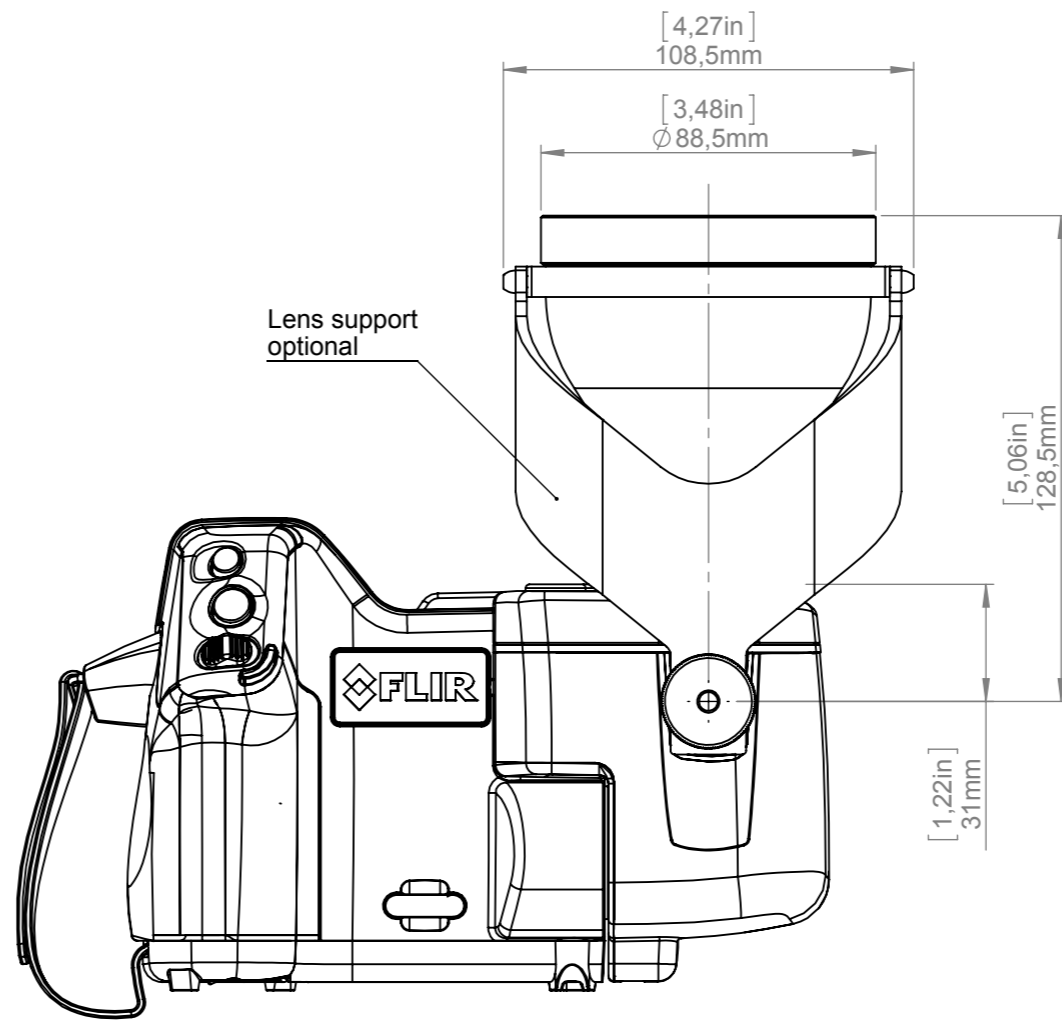
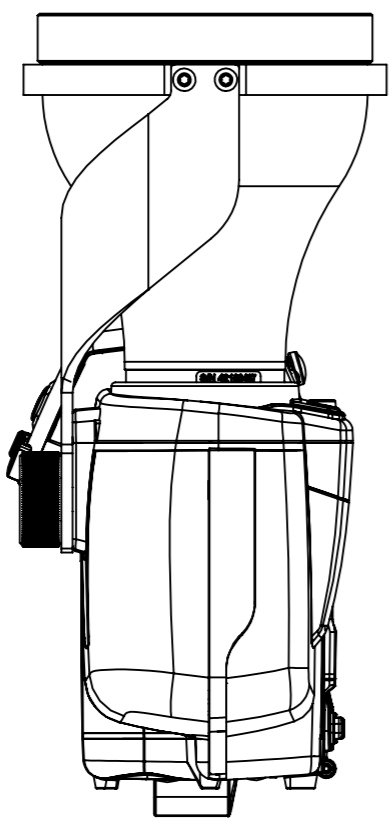
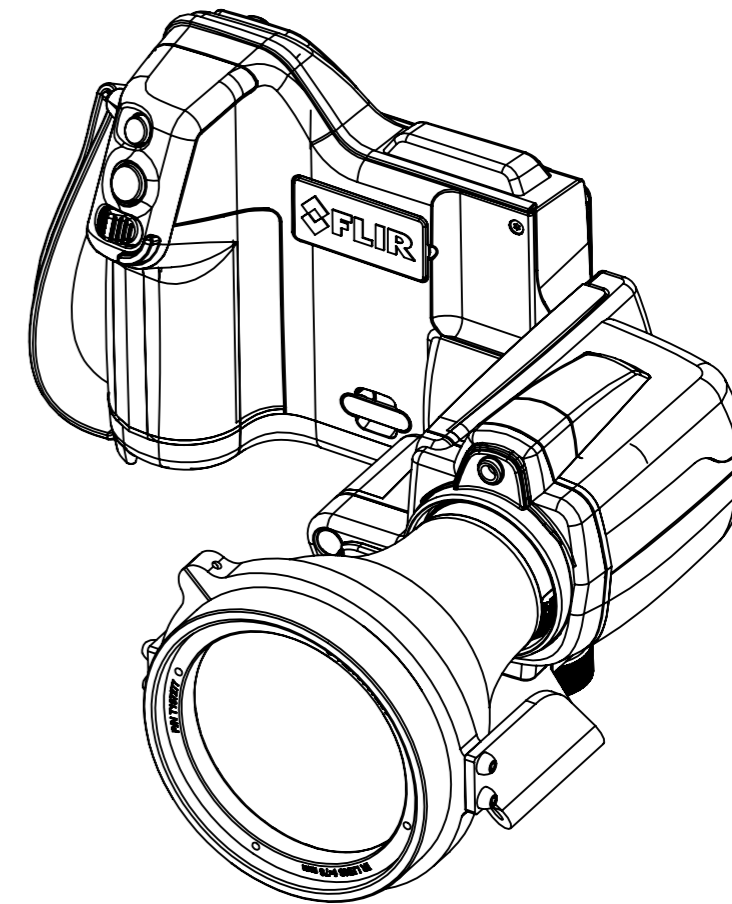
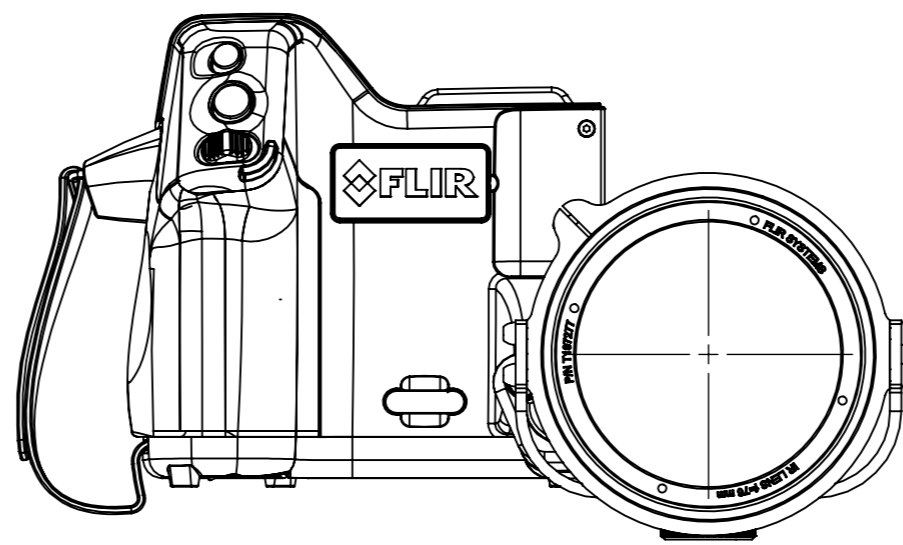
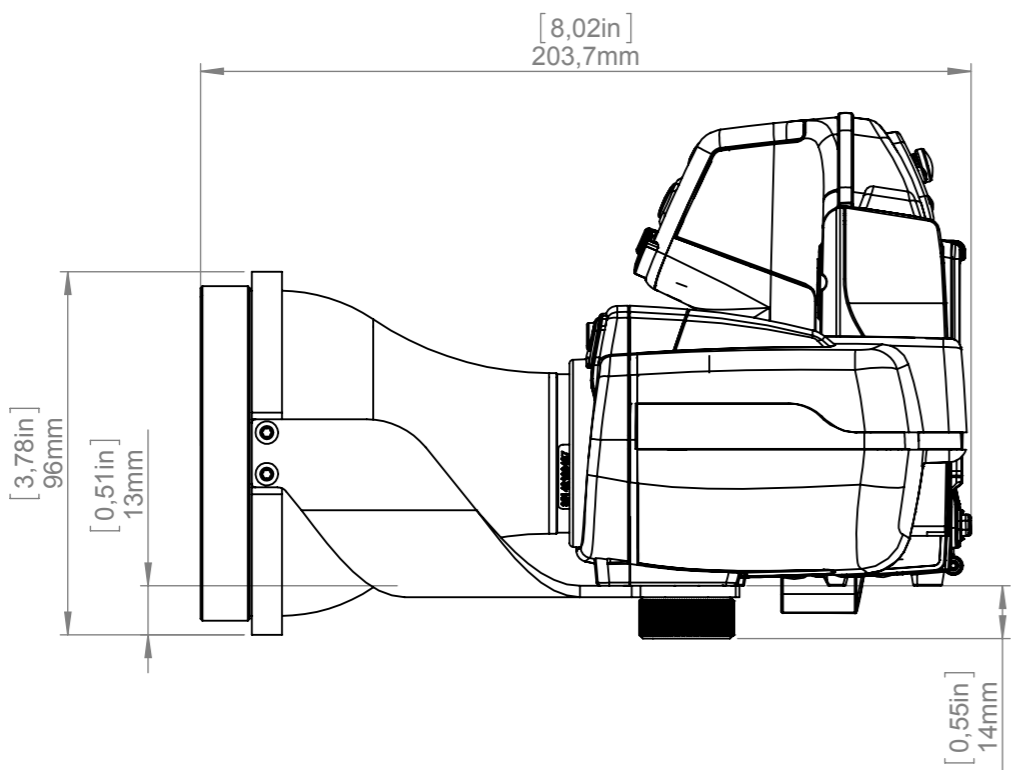
# Camera with Lens IR f=30 mm (15°)



© 2012 FLIR Systems, Inc. All rights reserved worldwide. No part of this drawing may be reproduced, stored in a retrieval system, or transmitted in any form, or by any means, electronic, mechanical, photocopying, recording, or otherwise without written permission from FLIR Systems, Inc. Specifications subject to change without further notice. Dimensional data is based on nominal values. Products may be subject to regional market considerations. License procedures may apply. Product may be subject to US Export Regulations. Please refer to exportquestions@flir.com with any questions. Diversion contrary to US law is prohibited.

Modified 2012-06-07	Check JOTA	Drawn by R&D Thermography	
Denomination			
Basic Dimensions FLIR T4xx			Sheet 4(7) Size A

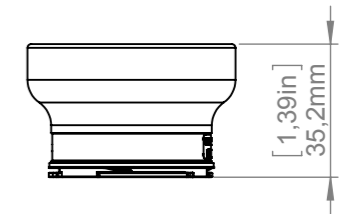
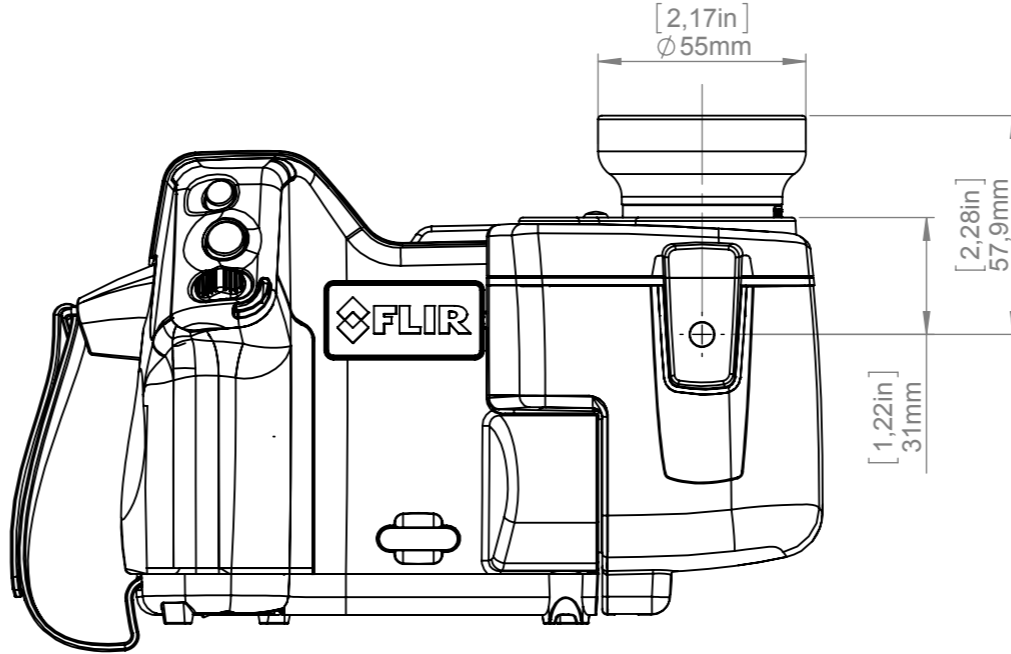
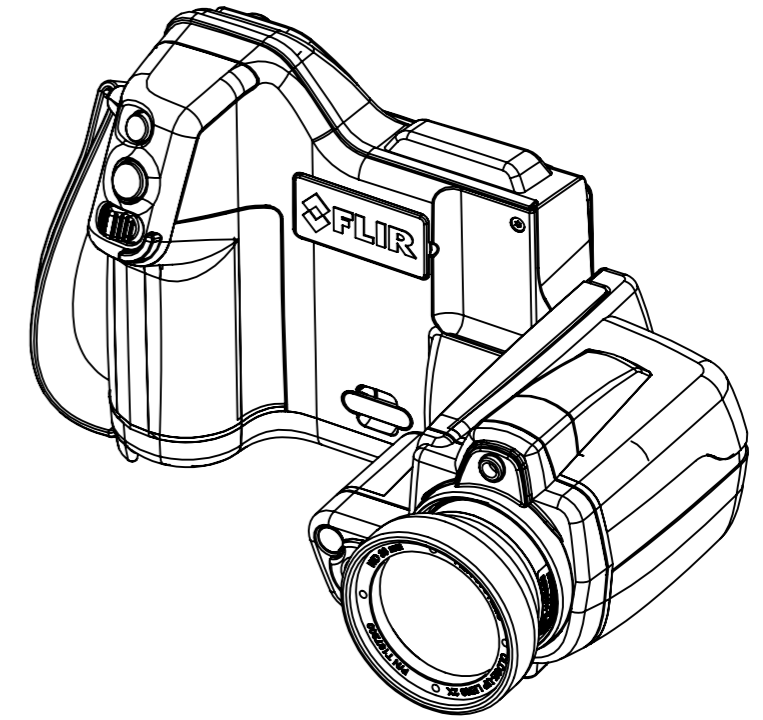
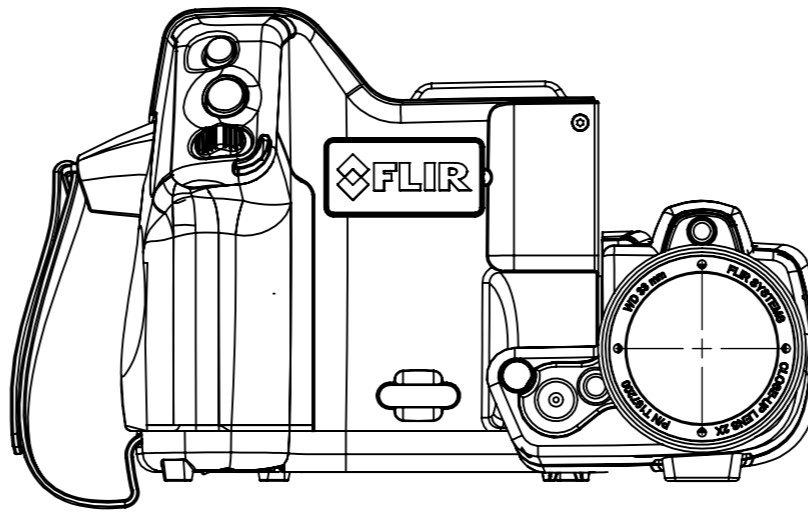
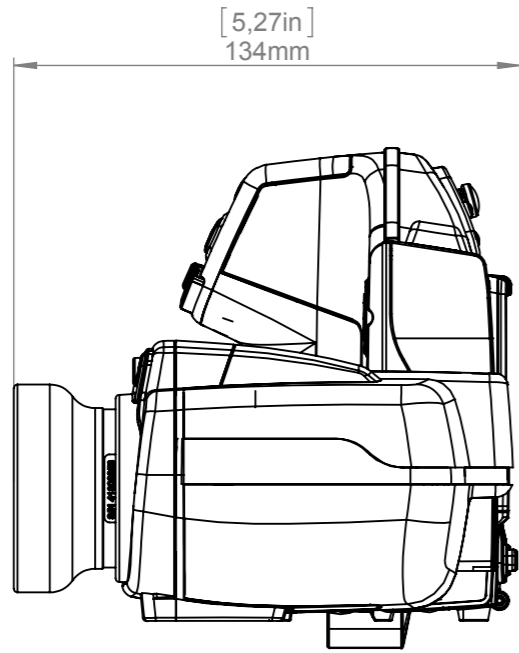
# Camera with Lens IR f=76 mm (6°) incl support



© 2012 FLIR Systems, Inc. All rights reserved worldwide. No part of this drawing may be reproduced, stored in a retrieval system, or transmitted in any form, or by any means, electronic, mechanical, photocopying, recording, or otherwise without written permission from FLIR Systems, Inc. Specifications subject to change without further notice. Dimensional data is based on nominal values. Products may be subject to regional market considerations. License procedures may apply. Product may be subject to US Export Regulations. Please refer to exportquestions@flir.com with any questions. Diversion contrary to US law is prohibited.

Modified 2012-06-07	Check JOTA	Drawn by R&D Thermography	
Denomination			
Basic Dimensions FLIR T4xx			Size A3 Scale 1:2 Drawing No. T127604
			Sheet 5(7) Size A

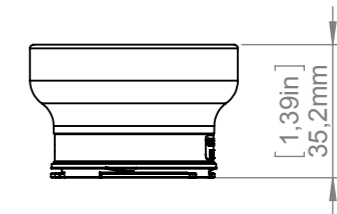
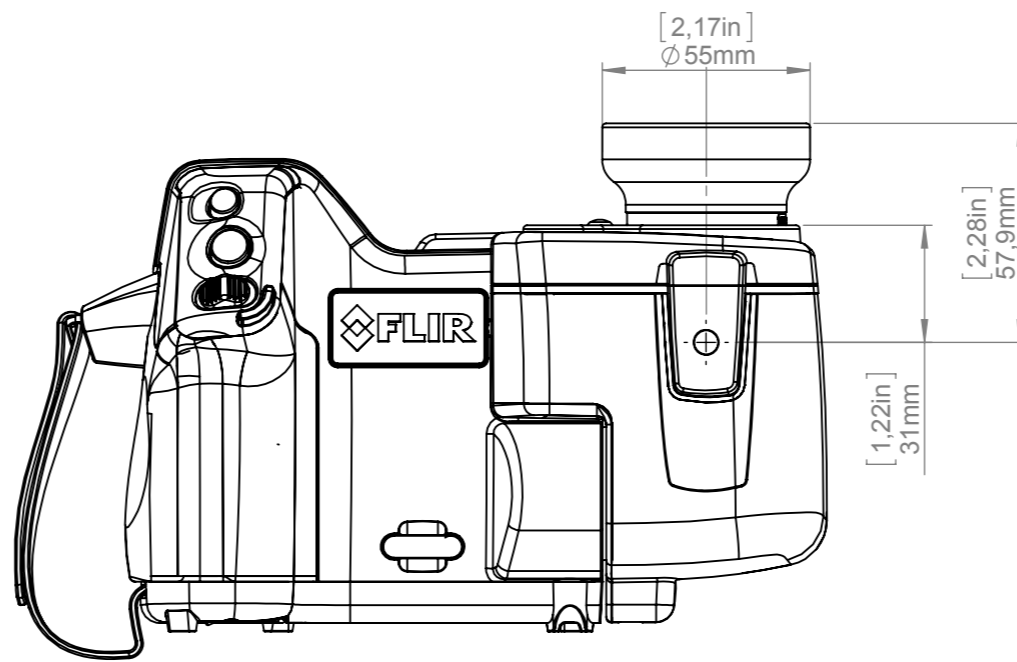
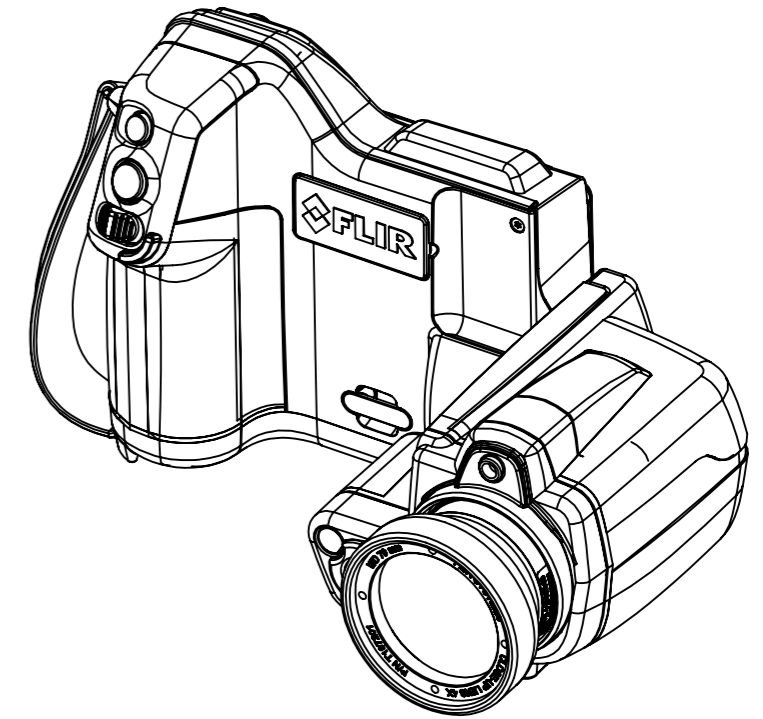
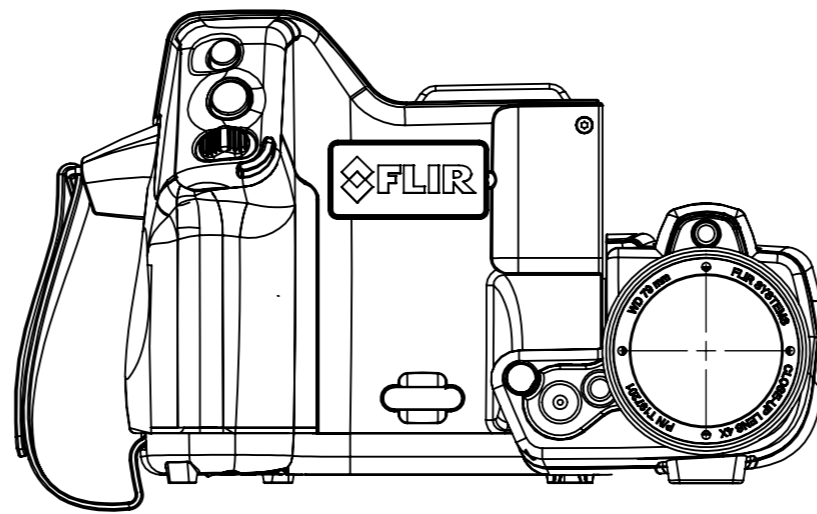
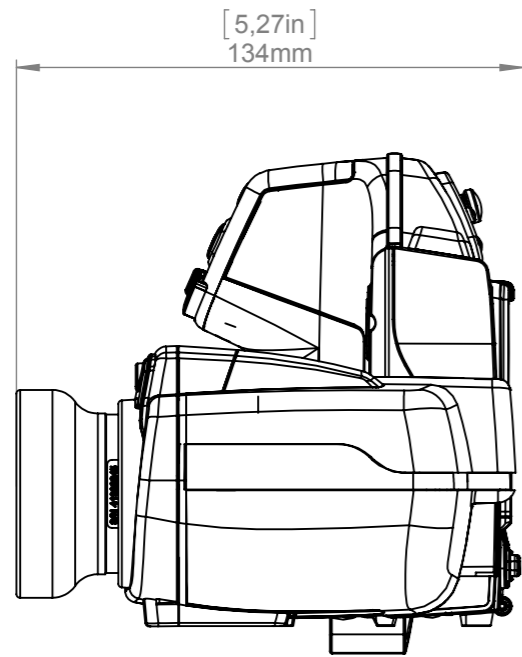
# Camera with Close-up lens 2X (50 μm)



© 2012 FLIR Systems, Inc. All rights reserved worldwide. No part of this drawing may be reproduced, stored in a retrieval system, or transmitted in any form, or by any means, electronic, mechanical, photocopying, recording, or otherwise without written permission from FLIR Systems, Inc. Specifications subject to change without further notice. Dimensional data is based on nominal values. Products may be subject to regional market considerations. License procedures may apply. Product may be subject to US Export Regulations. Please refer to exportquestions@flir.com with any questions. Diversion contrary to US law is prohibited.

Modified 2012-06-07	Check JOTA	Drawn by R&D Thermography		
Denomination <h2>Basic Dimensions FLIR T4xx</h2>				Size <b>A3</b>
			Scale <b>1:2</b>	Sheet <b>6(7)</b>
			Drawing No. <b>T127604</b>	Size <b>A</b>

# Camera with Close-up lens 4X (100 μm)



© 2012 FLIR Systems, Inc. All rights reserved worldwide. No part of this drawing may be reproduced, stored in a retrieval system, or transmitted in any form, or by any means, electronic, mechanical, photocopying, recording, or otherwise without written permission from FLIR Systems, Inc. Specifications subject to change without further notice. Dimensional data is based on nominal values. Products may be subject to regional market considerations. License procedures may apply. Product may be subject to US Export Regulations. Please refer to exportquestions@flir.com with any questions. Diversion contrary to US law is prohibited.

Modified 2012-06-07	Check JOTA	Drawn by R&D Thermography	
Denomination			
<b>Basic Dimensions FLIR T4xx</b>			Sheet 7(7) Size <b>A</b>