



# Advanced Test Equipment Corp.

www.atecorp.com 800-404-ATEC (2832)

## TTR 2796

### TRANSFORMER TURNS RATIO MEASUREMENT

Leaflet



Sold & Serviced in USA by:



8526 Virginia Meadows Dr.  
Manassas, VA 20109  
(703) 365-2330

www.hvtechnologies.com  
hvsales@hvtechnologies.com



Current and voltage – our passion

Designed by





## FULLY AUTOMATED THREE PHASE TRANSFORMER TURNS RATIO METER

Haefely TTR 2796 measures transformer turns ratio with the greatest accuracy across the widest ranges of ratios in the industry.

Measuring turns or voltage ratio can help in detecting faulty transformer windings and defective tap changer positions. The excitation current and phase angle between the primary and secondary windings also provides additional information regarding the winding condition.

The Haefely TTR is supplied with application software that guides the user through the measurements and generating test reports quickly and easily. The accuracy, easy to use and additional features makes the TTR ideal for acceptance testing and on-site maintenance testing according to IEEE, IEC, and ANSI standards.

## FEATURES

- Highest measurement accuracy in the market of up to 0.03 %
- Fully automated measurement of turns ratio, voltage ratio, phase displacement and excitation current
- Automatic winding connection identification AWCI (patented) and automatic vector group detection
- Safety connection control proofs test setup before applying test voltage
- Built-in printer
- Rotary-push-button for easy access to the menu structure
- Large graphic display
- Remote control software included
- Lightweight, compact and rugged. Closed case is IP65 waterproof, open case is splash proof

## ADVANTAGES

- Perfect tool for preventive maintenance measurement
- Reliable and fast measurement
- Quick and easy operation
- Avoids harm to personnel, damage to test equipment and instruments
- Quick test report generation and prevention of data loss
- User-friendly and self-explanatory interface
- Data visible at a glance and displays tap changer results in a clear graphic diagram
- Easy operation, gathering and analyzing data on laptop/ PC
- Use in harsh environments

## APPLICATIONS

Factory routine test, acceptance test and regular maintenance on:

Power transformers

Distribution transformers

Instrument transformers

## THE EXPERT'S CHOICE

Since 1902 Haefely's accuracy, reliability and expertise have made us the preferred choice for factory testing, as well as preventive maintenance on site of electrical apparatus.





## REMOTE SOFTWARE

The included TTR APSW software offers remote setup and control of the TTR 2796 from a computer through a USB connection. Additionally advanced analysis is available through customized graphs, trending and report generation capabilities. Data can be analyzed in real time or stored and recalled for analysis.

The comprehensive user interface guides the operator through the setup steps by entering nameplate info, transformer vector group, environmental conditions and user comments.

Setting parameters of multi-tapped transformers is greatly simplified by an intuitive setup wizard that enables the user to easily program the taps for primary, secondary or tertiary windings.


Measurements are performed via the MEASURE window. Values of the actual measurement are shown in the top while the history of all measurements taken is recorded in the bottom of the screen. Automated or manual test of taps are controlled and performed by the software.

The software offers additional tools for in depth analysis of the measured transformer data. Flexible graphs allow quick comparison of several measurement series from live or pre-captured data. Additional limit lines show a colourful graphical interpretation of preset margins.

## REPORTING

Immediate reports can be printed using the device Printer in the front panel. Full reports are automatically generated in XML-, HTML- and CSV- format using the remote software (included).

While the XML- and HTML-files can be opened in a web browser e.g. Ms. Edge, printed or copied into a Microsoft Word document, the CSV-file can be directly opened in Microsoft EXCEL where customer specific data processing and calculations are possible.



## EASY TO USE

The measurements procedure is automated, just select the basic transformer configuration (single phase, delta, star ...) and the auto-detection will find the transformer phase shift and will do the turns ratio measurement in seconds.

The rotary switch allows test configuration in just a few clicks, the function soft keys together with the display shows the operator the right options at each screen.

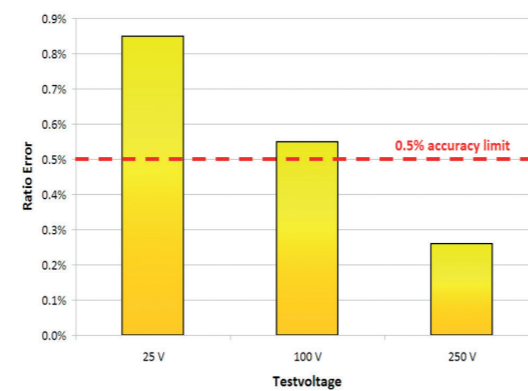
The included windows based software allows remote control and measurement from a windows based computer, test reports can be then quickly prepared.



## INCREASED TEST VOLTAGE UP TO 250V

Working closely together with major transformer manufacturers has revealed that an increased test voltage gives better results when measuring turns and voltage ratio of large power transformers. Comparison measurements on a 350MVA transformer with tertiary winding show significantly improved accuracy with higher test voltage.

The TTR2796 with 250V measuring voltage reduced measured error on these large power transformers, which is sometimes critical to keep results within specified in the IEC 60076-1 and IEEE C57.12.00-2006-1.

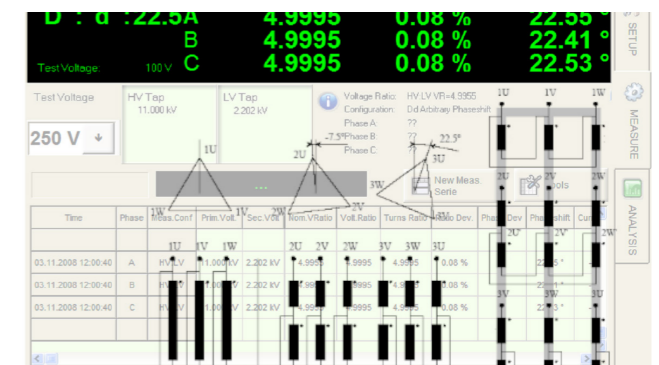


## ARBITRARY PHASE SHIFTS

Arbitrary phase shifts or those that do not follow the 30° phase steps between the primary and secondary winding are common in special transformers like phase-shifting, rectifier / furnace and traction transformers.

The Figure above shows the schematic of a three-phase transformer with an irregular vector group of Dd11.75 (-7.5°) and Dd0.75 (22.5°).

With the optional Arbitrary Phase-Shift (APS) feature, the TTR 2796 can measure turns and voltage ratio, phase displacement and excitation current of these special-type transformers. The TTR 2796 achieves this using the regular single phase supply without additional hardware making it a more versatile and compact solution.





## TTR 2796 BASIC SPECIFICATIONS

	TTR 2796
Excitation Voltage	2.5 V, 25 V, 100 V and 250 V
Accuracy	0.03 %
Ratio range	0.8 ... 50'000



<sup>12)</sup> Complete technical specifications in the TTR 2796 Datasheets available at [www.haefely.com](http://www.haefely.com)


## STANDARD PACKAGE

Measuring bridge	Measuring Bridge	TTR 2796
Including	Cable bag with <ul style="list-style-type: none"> <li>• 3 phase spider cables, 5m length</li> <li>• 4 HV large red clamps</li> <li>• 4 LV large Black clamps</li> <li>• 10 small red clamps</li> </ul> Remote control/ data storage/ report generation software Remote/ data transfer cable (USB to RS232) Calibration certificate and Operating Manual. 3 phase extension cables , 10 m	



## OPTIONS AND ACCESORIES


TTR 2796	External Tap Test Start Switch 2796TAP is used for convenient remote tap changer testing.		279x/TAP
	Warranty Extensions to 2 or 3 years		TTR 2796/WE 3

TTR 2796	The Arbitrary Phase-Shift (APS) feature allows the TTR 2796 measure turns and voltage ratio, phase displacement and excitation current of special-type transformers with arbitrary phase shifts. The software runs on an external computer (not included) connected through USB.		279x/APS
----------	---	---	----------

## ADDED SERVICES



- Pre & After Sales Support
- Application Support
- Commissioning
- Calibration (accredited & factory)
- Training and Seminars



Sold & Serviced in USA by:



HV TECHNOLOGIES, Inc.

8526 Virginia Meadows Dr.  
Manassas, VA 20109  
(703) 365-2330  
[www.hvtechnologies.com](http://www.hvtechnologies.com)  
[hvsales@hvtechnologies.com](mailto:hvsales@hvtechnologies.com)

---

#### EUROPE

HAEFELY AG  
Birsstrasse 300  
4052 Basel  
Switzerland

☎ +41 61 373 4111  
✉ [sales@haefely.com](mailto:sales@haefely.com)  
💻 [www.haefely.com](http://www.haefely.com)

#### CHINA

Haefely Representative Beijing Office  
8-1-602, Fortune Street  
No.67, Chaoyang Road, Chaoyang District  
Beijing, China 100025

☎ +86 10 8578 8099  
✉ [sales@haefely.com.cn](mailto:sales@haefely.com.cn)  
💻 [www.haefely.com](http://www.haefely.com)

This document has been drawn up with the utmost care. We cannot, however, guarantee that it is entirely complete, correct or up-to-date.  
Subject to change without notice.

V22.10



Current and voltage – our passion

