

## Product Overview

### ***Ω-Check™ Concentric Neutral Resistance Tester***

#### The Product & its Application

High Voltage, Inc. introduces its new *Ω-CHECK™ Concentric Neutral Resistance Tester; the Ω-Check™ Tester*. It is designed to measure the extent of deterioration of a concentric neutral of a power cable (how many strands have opened). A concentric neutral is made up of many strands of round or flat wire helically wrapped around the cable insulation and usually grounded at both ends. Its purpose is many, as the brochure describes. Severe problems can occur for a utility if this neutral has corroded to a point where it can no longer carry return currents and is not capable of returning fault currents from a fault location back to the grounded end of the neutral. This concentric neutral may have 6 – 20 (?) strands of aluminum or copper wire wrapped around the insulation. Whenever a strand corrodes and opens, there is a very incremental and measureable change to the neutrals resistance. This is what the instrument measures; how much of the neutral remains intact. **There is more information about the design and use of the product in the four page Ω-Check™ brochure from HVI.**

#### The Ω-Check™ Neutral Tester History

This product has been produced for almost 20 years, originally developed by Georgia Power (now part of The Southern Company) in their Georgia Power Research Center. They, like many, had a problem with corroded neutrals and worked on developing a method of testing them. This research and development center was later transferred to Georgia Tech Institute in Atlanta and became what is now NEETRAC. [www.neetrac.gatech.edu](http://www.neetrac.gatech.edu). At that time, GP transferred the rights to the product to Utility Tools & Services of Roswell, Georgia. The product development was continued and completed and the product was marketed throughout the US. In 2012, UTS decided to no longer produce the product and asked HVI if it would like to take it over, an interest expressed to UTS years ago. So, the Ω-Check™ is now a product of High Voltage, Inc. HVI did not buy UTS nor any assets or liabilities of the company and is not responsible for existing products in the field, although we will try to help current customers the best we can. We are simply building a similar product UTS no longer wishes to carry that is not patent or Trademark protected. At this time we are applying for Trade Mark status for the name Ω-Check™.

UTS has sold >80 units, mostly to utilities that installed thousands of feet of non-jacketed concentric neutral cable in the 70's & 80's. Surprise, the neutral wires corroded. Needing to solve unacceptable voltage fluctuations and shock problems from ungrounded feeds, as well as no longer having a proper return current path, and worse, no return path for high fault currents, many utilities turned to this product, the only product of its kind. There are still unjacketed cables in the ground but also jacketed cables are subject to corrosion when the outer sheath is punctured and water gets in. There are also other applications where the Ω-Check™ is needed that will be further explored and developed. A **ground cable integrity test** is another good application, mentioned in the brochure.

The Ω-Check™ Tester is a unique product serving a specific application. There is no other product like it. There may be other techniques used to try to perform the same tasks, like using a TDR/Radar unit to look at the neutral wires or a DC voltage output resistance meter, but none can perform the job like the Ω-Check™.

## **Standards Regarding Neutral and Cable Resistance Testing & the $\Omega$ -Check™**

**IEEE Std. 1617™-2007 Guide for Detection, Mitigation and Control of Concentric Neutral Corrosion in Medium Voltage Underground Cables.** This is the standard that covers the subject and the methods of testing underground concentric neutrals and it includes the  $\Omega$ -Check™ as an approved method of testing.

**IEEE Std. 81-2012 Guide for Measuring Earth Resistivity, Ground Impedance, and Earth Surface Potentials of a Grounding System.** This standard is used for testing ground cable integrity and other grounding methods. It approves the use of several test methods including that of the  $\Omega$ -Check™.

### **Applications & Users**

**Utilities:** The  $\Omega$ -Check™ Tester should be of interest to the Distribution Engineering department and whichever group is in charge of MV cable maintenance. Also, there may be a group responsible for cable replacement and/or cable injection. There are several good reasons to need the  $\Omega$ -Check™.

If a utility has neutral problems; they usually know it. Maybe they have unexplained voltage fluctuation problems, or incidents of people getting shocked from water pipes and fixtures, breakers not tripping when they should (because the current return path is gone), or cases where fault currents jumped to adjacent gas/water/cable/telephone utilities and caused damage. All can be caused by missing neutrals. If injecting cables to extend insulation life, the neutrals should be checked, usually making sure at least 50% remains. Why pay a lot of money to inject and extend insulation life only to have a cable with no useful neutral left in a few more years. The neutral condition is a good data point for helping to establish the priority for cable replacement or injection, like Tan Delta diagnostic testing also.

**Pressure to Improve Reliability:** Utilities are under constant pressure by Public Utility Commissions, the public, and politicians to improve service reliability and safety, implement service cost reduction programs, and show they have active cable testing programs. This product helps with all of that.

**Withstand or Diagnostic Testing:** A solid ground shield around a cable is vital to obtaining accurate data measurements of the cables insulation condition when tested. Whether the cable is tested with DC, 50/60 Hz. AC, or VLF AC voltage, an intact ground shield delivers the most complete test results. This is true for a simple overvoltage withstand test (hipot). It is even more vital when performing diagnostic testing like VLF Tan Delta or VLF Partial Discharge tests, or when using power frequency voltage for these same tests. Without a proper metallic shield surrounding the cable, acting as the outer electrode for these insulation tests, TD and PD test results will be suspect.

**Not Just for Utilities: Service Companies** (NETA shops and independents), large **electrical contractors**, companies that offer **PD/TD testing, cable injection/rejuvenation** providers, and **large commercial and industrial customers** all can use the  $\Omega$ -Check™. It is an excellent tool for providing another set of data measuring cable quality to help prioritize replacement or injection of cables. Test many cables, rate and compare them, and attack the worse first.

**Cable Injection to Extend Life:** If one is injecting/rejuvenating cables, they should first test the neutrals to insure that enough remains, perhaps >50% to make injection worthwhile. Most injection companies use a TDR/Radar unit to look down the cable to examine the neutral. Some use the  $\Omega$ -Check™, or both. The TDR method is not always accurate, as it is a highly interpretive test that usually provides an overly optimistic assessment of the neutral condition, which means possibly injecting cables with inadequate neutrals. The  $\Omega$ -Check™ provides a truer assessment of the neutral condition. The best would be to use the TDR and the  $\Omega$ -Check™ together.

**Note:** Those considering injection may rather neutral test their own cables and tell the injection company which to inject, or at least spot test cables to verify the neutral data provided by the service company.

**Marketing Note:** Unlike a hipot that a utility or testing service uses for several applications and will definitely need another in the future, with the  $\Omega$ -Check™ one has a known need for it or doesn't. It is a very simple, low tech device offered by a well-known and respected company – **High Voltage, Inc.** Demonstrations will rarely be provided; possibly if someone is considering using a TDR to evaluate the neutrals and wants to compare the two results. The device and its use are very simple and clear: if one needs the device they can buy it.

There is no other product to compare it to. It was first developed by Georgia Power for their own use and has since been used by many of the top utilities, and others, in this country for nearly 20 years. It is not “New Technology” or a “New Product” needing to be proven.

**List of Users**

Attached is a partial list of users of the  $\Omega$ -Check™. As you will see, it has been used for many years by some of the more prominent utilities in the country, as well as NEETRAC, partial discharge cable testing companies, testing service companies, and cable rejuvenation companies that need to verify the condition of the neutral before injection. Some of the larger utilities have purchased many units, needed to test thousands of miles of UG cable.

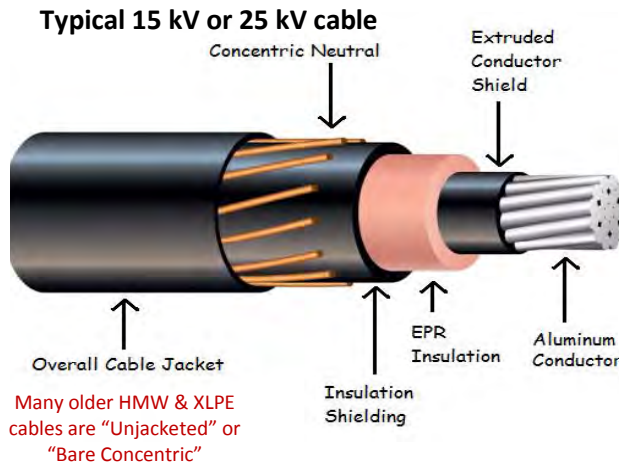
1994	Georgia Power Corp.	1998	Pacific Gas And Electric
1995	Snapping Shoals EMC	1998	Connectiv (Delmarva)
1995	PECO Energy	1998	AEP
1995	Con Edison	1998	Tulahoma Power System
1995	UGI Utilities	1998	APS
1995	BG&E	1999	Salt River Project
1995	PP&L	1999	Virginia Power
1995	Metropolitan Edison	1999	Ultra Power
1996	Blattenberger	1999	Puget Sound Energy
1996	SMECO	1999	NU / CPL
1996	PEPCO	1999	SDGE
1996	BG & E	2000	Keyspan
1996	Colorado Springs Utilities	2000	Nevada Power Co
1996	Riggs Distler	2001	Idaho Power Company
1996	Hydro Quebec	2002	Central Hudson
1997	Pacific Gas & Electric	2002	Portland GE
1997	Asplundh	2002	Conn. Light & Power
1997	OG&E	2003	Utilimap
1997	City Of Austin	2004	Peach State Instruments
1997	PSE&G	2005	WE Energies
1997	GPU	2005	Utilix Corporation
1998	Com Ed	2007	Potelco, Inc.
1998	Southern California Ed.		

**Conclusion**

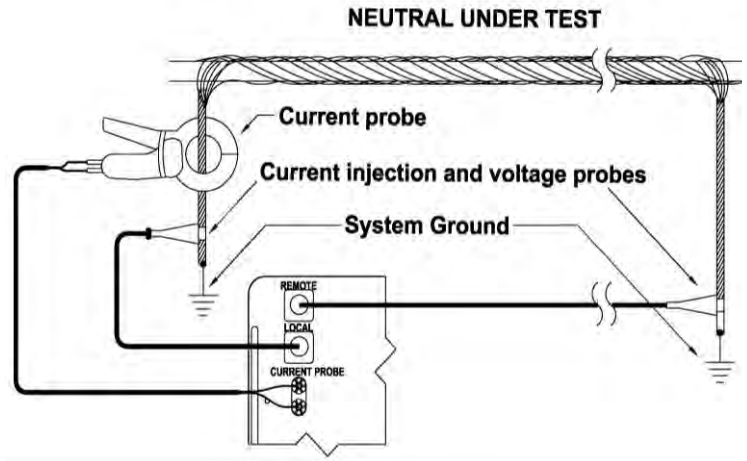
The  $\Omega$ -Check™ **Concentric Neutral Resistance Tester** is a great product with definite applications and with a long history of successful use by many of the biggest names in the US utility industry and the other users mentioned. Its simple design and operation make it easily understood by all and an easy buy decision where needed. There is no direct competition and the price is reasonable. **It is produced and supported by High Voltage, Inc. and made in the USA.**

# The $\Omega$ -Check™ Concentric Neutral Resistance Tester

Below are several pictures that may help one to understand the product and its application. These pictures are in the brochure and explained in detail.



## Test Connection




## The $\Omega$ -Check™ System



The Ohm symbol  $\Omega$  is the Greek character Omega. You may wish to copy the official logo shown here in jpeg format and save it for easy use when including it in your emails and letters. The font is Arial Bold.

**$\Omega$ -CHECK™**

Front Panel All Line, Load, and Ground connections are made here



SD Data card provided to store and download test data

Very simple controls and data entry