

# VISION ENGINEERING OUR DIFFERENCE

Vision Engineering Ltd. has been designing and manufacturing high quality ergonomic microscopes, digital instruments, inspection and non-contact measuring systems for over 60 years.

## Innovation

With a philosophy of design innovation, Vision Engineering holds world patents for a number of optical / digital techniques, significantly improving viewing ergonomics and enabling customer quality and productivity improvements.

## Quality

Vision Engineering prides itself on quality products, electronics, mechanics and optics and is certified for the quality management system ISO 9001:2015. Quality is as important to us as it is to our customers. Our systems have proved themselves many times over and are chosen by the world's leading companies.

## Global

Vision Engineering has manufacturing and design facilities in the UK and USA, plus sales and support offices throughout Europe, the Americas, the Far East, and Asia. We support our customers with close technical and service support anywhere in the world.

**To see our focused quality, please contact your Vision Engineering branch, local authorised distributor, or visit our website: [visioneng.us](http://visioneng.us)**

**Vision Engineering Ltd. (UK Manufacturing & Commercial)**  
The Freeman Building, Galileo Drive, Send, Surrey, GU23 7ER, UK  
T +44 (0) 1483 248300  
E [generalinfo@visioneng.com](mailto:generalinfo@visioneng.com)

**Vision Engineering Ltd. (Italy)**  
Via G. Paisiello 106  
20092 Cinisello Balsamo MI, Italia  
T +39 02 6129 3518  
E [info@visioneng.it](mailto:info@visioneng.it)

**Vision Engineering (South East Asia)**  
P-03A-20, Impian Meridian, Jalan Subang 1, USJ 1, 47600 Subang Jaya, Selangor Darul Ehsan, Malaysia  
T +604-619 2622  
E [info@visioneng.asia](mailto:info@visioneng.asia)

**Vision Engineering (Mexico)**  
T +01 800 099 5325  
E [informx@visioneng.com](mailto:informx@visioneng.com)

**Vision Engineering Inc. (NA Manufacturing & Commercial)**  
570 Danbury Road, New Milford, CT 06776, USA  
T +1 (860) 355 3776  
E [info@visioneng.com](mailto:info@visioneng.com)

**Vision Engineering Ltd. (France)**  
ZAC de la Tremblaie, Av. de la Tremblaie 91220 Le Plessis Paté, France  
T +33 (0) 160 76 60 00  
E [info@visioneng.fr](mailto:info@visioneng.fr)

**Vision Engineering (China)**  
Room 904B, Building B, No.970, Nanning Road, Xuhui Vanke Center Shanghai, 200235, P.R. China  
T +86 (0) 21 5036 7556  
E [info@visioneng.com.cn](mailto:info@visioneng.com.cn)

**Vision Engineering (Brazil)**  
E [info@visioneng.com.br](mailto:info@visioneng.com.br)

**Vision Engineering (Latin America)**  
E [informx@visioneng.com](mailto:informx@visioneng.com)

**Vision Engineering Ltd. (Central Europe)**  
Anton-Pendele-Str. 3, 82275 Emmerring, Deutschland  
T +49 (0) 8141 40167-0  
E [info@visioneng.de](mailto:info@visioneng.de)

**Nippon Vision Engineering (Japan)**  
272-2 Saedo-cho, Tsuduki-ku, Yokohama-shi, Kanagawa 224-0054, Japan  
T +81 (45) 935 1117  
E [info@visioneng.jp](mailto:info@visioneng.jp)

**Vision Engineering (India)**  
T + 91 (0) 80-5555-33-60  
E [info@visioneng.co.in](mailto:info@visioneng.co.in)



FM 557119  
Vision Engineering Ltd. has been certified for the quality management system ISO 9001:2015.



visioneng.us

**DRV-Z1** Unique ergonomic digital stereo 3D full high definition viewer with zoom



Sales Partner




Disclaimer- Vision Engineering Ltd. has a policy of continuous development and reserves the right to change or update, without notice, the design, materials or specification of any products, the information contained within this brochure/datasheet and to discontinue production or distribution of any of the products described.



**Industry expertise includes:**

Electronics, Aerospace, Medical Devices, Automotive, Precision Engineering, Composite/Plastics, Dental, Materials Analysis and Jewellery/Diamonds



## 3D VIEW - CAPTURE - SHARE

Specifically designed for inspection and manufacturing applications, DRV-Z1 is a digital stereo 3D viewer with zoom that brings together the benefits of optical stereo microscopy and digital technology into a single unique system.

For users, DRV-Z1's stereo digital image provides a natural 3D view, with full high definition (FHD) resolution and excellent subject clarity, enabling better quality inspection. For the first time in a digital system, real depth perception is created, supporting the use of tools in subject manipulation tasks such as soldering and reworking. Uniquely, the 3D FHD image is seen without the need for special glasses or headsets.

DRV-Z1's 'designed-in' ergonomic benefits, including freedom of head movement, natural subject view, comfortable working position, easy hand-to-eye co-ordination and ability to wear prescription glasses, if required, all contribute to improved efficiency, accuracy and productivity.

For organizations with a distributed office structure, or for customers whose supply chain network is geographically spread out, DRV-Z1's patented technology drives productivity improvement and new opportunities in collaboration through a unique combination of a natural, high clarity 3D image presentation, 3D image capture, and 3D image sharing to remote colleagues via real time digital connectivity.



### Key features

- Digital stereo 3D with vivid depth perception
- Precision hand-to-eye co-ordination
- Improved comfort and productivity
- New real time collaboration opportunity

# DEPTH PERCEPTION AND PRODUCTIVITY

DRV-Z1 digital stereo 3D image provides a comfortable and natural view, with excellent subject clarity.

Long working distance and wide zoom magnification suits a broad range of industrial applications.

Excellent depth perception supports precise hand-to-eye co-ordination and the use of tools, improving productivity and work flows.

DRV-Z1's ergonomic design enables good posture and reduced fatigue, as the user sits upright, and makes genuine 3D detail accessible for all users.

DRV-Z1 requires minimal setup, and is remarkably easy to use with familiar controls designed specifically for efficiency and comfort in the working environment. This means very little training is required, and full user benefits are achieved quickly.





Designing in comfort and freedom of movement to enhance operational efficiency and promote accuracy



## WHY ERGONOMICS IS IMPORTANT

Put simply, ergonomics is the science of designing environments and products to match the individuals who use them – thereby improving comfort and productivity in the work setting.

At Vision Engineering, our design philosophy centers on user ergonomics. It includes providing adjustability to accommodate posture for users of all sizes. In addition our products facilitate hand-to-eye co-ordination, improving operational efficiency and reducing error rates, and ultimately designing out the factors that can cause fatigue and longer-term occupational health issues.

We consider the individual's physiological interaction with the equipment required for microscopic analysis and manipulation in three key areas:

### Freedom of head movement

Vision Engineering's patented digital technology doesn't restrict head movement, and so reduces short and long-term neck and back strain. DRV-Z1 takes this concept to a new level, increasing the freedom of head movement.

### A natural view of the subject

DRV-Z1 delivers a widescreen digital stereo 3D image, enabling users to sit back from the viewer, providing a more natural view. DRV-Z1 delivers superb image quality, irrespective of whether the user wears prescription glasses or not.

### Easy hand-eye-co-ordination

With Vision Engineering's patented 3D viewing technology, operators enjoy a peripheral vision that enhances natural hand-to-eye co-ordination, critical for precision inspection tasks, re-work, repair, dissection and other manipulation tasks.



# NEW LEVELS OF COLLABORATION

Not only is DRV-Z1 the first 3D FHD widescreen digital display, uniquely it also allows remote viewing, capture and sharing of exactly the same 3D images across networks in real time. This creates completely new opportunities for collaboration across distributed operations.

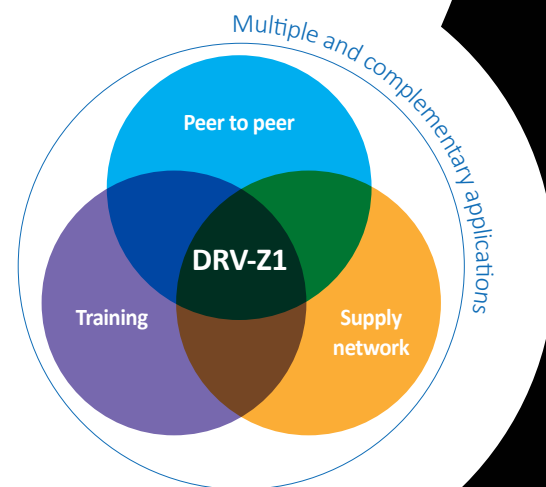
Components, parts and products can be viewed in real-time between company departments, customers, manufacturers, designers and suppliers across organisational or even international networks.

DRV-Z1 also accepts multiple inputs to support wide-ranging applications, including microscopes, cameras, CAD and MRI/CT scans, as well as immersive animations and architectural walk-throughs.

DRV-Z1 enables faster and more accurate reporting, collaboration, consulting and supply approvals, contributing to faster, more informed decision making.


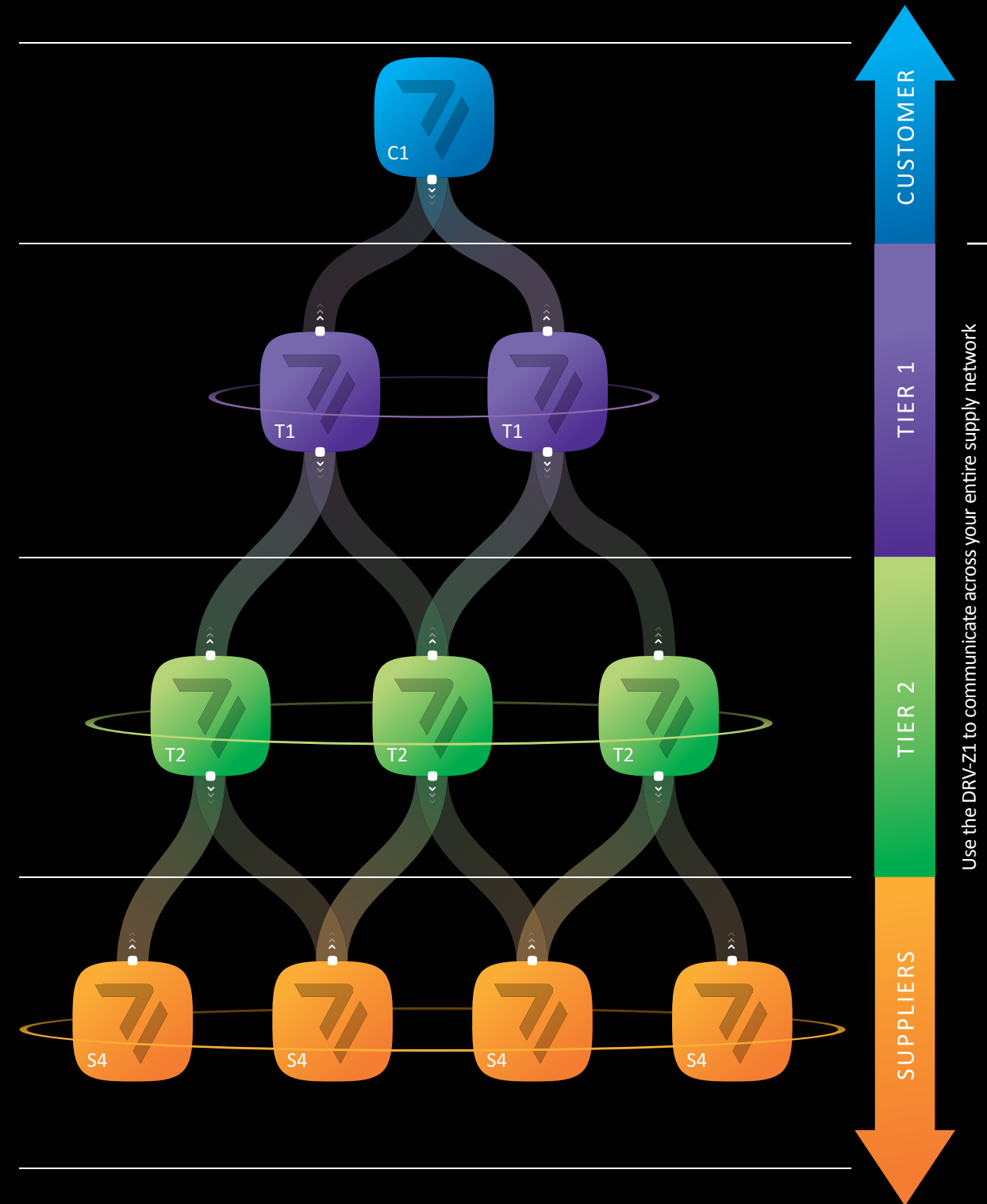
This new level of collaboration removes geographical barriers, enables innovative ways of working, and improves the efficiency and effectiveness of essential operational processes such as rapid prototyping and quality control.

Connectivity options include wired, closed organisation networks, or Wi-Fi.



## Enhanced communication

DRV-Z1's advanced connectivity allows users and observers to collaborate more effectively, and in real time. This supports clear and efficient communication throughout the supply network.





# TECHNICAL INFORMATION

DRV-Z1 comes with a range of bases and illumination options to suit your requirements, as follows:

## DISPLAY HEAD

Resolution	1920 x 1080 per channel
Image Size on concave mirror	400 x 225mm in 16:9 aspect ratio
Digital Zoom	2x
Working distance (maximum)	182mm

## INPUTS

Power Supply	100 - 240vac 50 / 60Hz
Headphone Jack	3.5mm

## OUTPUTS

Image Capture	USB2
Video Capture	HDMI cable to an external video capture card
Connection to external mono monitor	HDMI 1920 x 1080
Connection to second or multiple DRV-Z1s	HDMI daisy chain / wifi connection

## STAND

Counterbalanced stand with 150mm vertical travel	
Fully adjustable sub-stage illumination	Optional

## ZOOM MODULE

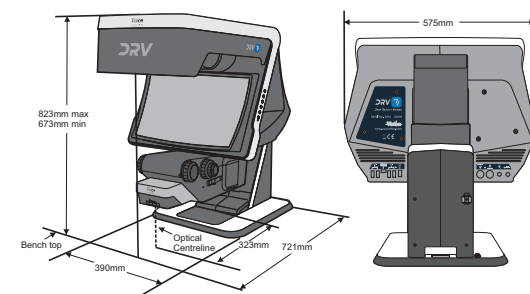
Module with 10:1 optical zoom and fully adjustable surface illumination	
---	--

## DRV-Z1 optical data

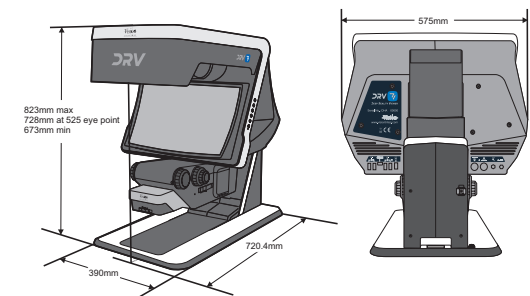
Objective Lens	Zoom Range	Working Distance	Field of View at MAX. zoom	Field of View at MIN. zoom
0.33x	6.1x - 61x	182mm	6.5mm / 3.7mm	65mm / 37mm
0.4x	7.4x - 74x	138mm	5.4mm / 3.0mm	54mm / 30mm
0.5x	9.3x - 93x	93mm	4.3mm / 2.4mm	43mm / 24mm

## DRV-Z1 DEEP REALITY VIEWER

### DRV-Z1 short base



### DRV-Z1 Long base\*



\*sub-stage illumination is available as an option on the long base

## WEIGHT

Maximum System Weight	45kgs
-----------------------	-------



Photograph shows the sub-stage illumination option available on the DRV-Z1 long base