




TP04100A

Temperature Range ¹	-20° to +225°C
Temperature Display and Resolution	0.1°C
Temperature Accuracy	±1°C (When calibrated against NIST Transfer Standard)



Facilities Preparation

Power Requirements ¹	115V AC ±10%, 50 or 60 Hz, 1 Ø, 15 amp 230V AC ±10%, 50 or 60 Hz, 1 Ø, 10 amp
Compressed Air Supply Pressure ²	5.6 to 7 kg /cm ² (80 to 90 PSIG), 5.6 kg/cm ² (80 PSIG) nominal
Supply Airflow at Nominal Supply Pressure ²	4 to 5 liters/second (8-10 scfm) 4.5 l/s (9 scfm) nominal
Dewpoint ³	ambient to -40°C
Air Supply Temperature	+20° to +28°C (+22°C nominal ¹)
Operating Temperature (Ambient)	+20° to +28°C (+22°C nominal ¹)
Humidity	0 to 60% (45% nominal ¹)
Noise Level	≤ 70 dBA
Power Connection	Standard male IEC320 power connector socket for attachment of IEC320 power cord (meets IEC requirements). Power cord (2.4 meters in length) included.



¹Reduced performance may be encountered at operating conditions less than or greater than nominal.
²Requires clean, dry air supply. ³-40°C dewpoint is nominal for low temperature testing for extended periods.

Dimensions and Weight

Dimensions:	Controller: 40.1 cm (15.8 inches) wide x 14.8 cm (5.8 inches) high x 48.9 cm (19.2 inches) deep
Thermal Wand:	8 cm (3 inches) in diameter x 36 cm (14 inches) long
Stand:	48.25 cm (19 inches) approximately above tabletop to top of post Reach from vertical post: Standard: 51 cm (20 inches)
Weight:	Controller with Thermal Wand and Hose 14.5 kg (32 lbs) Thermal Wand Stand Assembly 7 kg (15.5 lbs) Thermal Cap45 kg (1 lb)

Options and Accessories

Thermal Wand Stand Assembly	Expanding, locking stand assembly rotates 340° about the controller cabinet for positioning the Thermal Wand directly over the DUT.
Benchmark Stand Assembly	Attaches the Thermal Wand Stand Assembly directly to a bench. Can be mounted up to 30.5 cm (12 inches) from controller chassis.
Thermal Cap	Transparent single wall glass cap of approximately 9.9 cm (3.9 inches) ID (Internal Diameter); includes metal guard.
Shroud Kit	Shroud attaches to thermal wand for coupling to devices. Kit contains a variety of sizes and shapes (See price list). Available in conductive and non-conductive material.
Insulation Kit	Non-conductive silicone foam rubber sheets. Three sheets: (12" x 12" x .125"), (12" x 12" x .25"), (12" x 12" x .5")
Custom Thermal Test Enclosures and ThermoFixture®	Frost-free thermal enclosures for testing ICs, hybrids, modules and small subassemblies precise temperature in a moisture-free thermal environment. Available in standard and custom configurations. ThermoFixture can include ATE interface.
Pneumatic Wand Lift Assembly	Automates the raising and lowering of the Thermal Wand for the loading and unloading of the DUT.


Model TP04100A ThermoStream® System Specifications

Options and Accessories

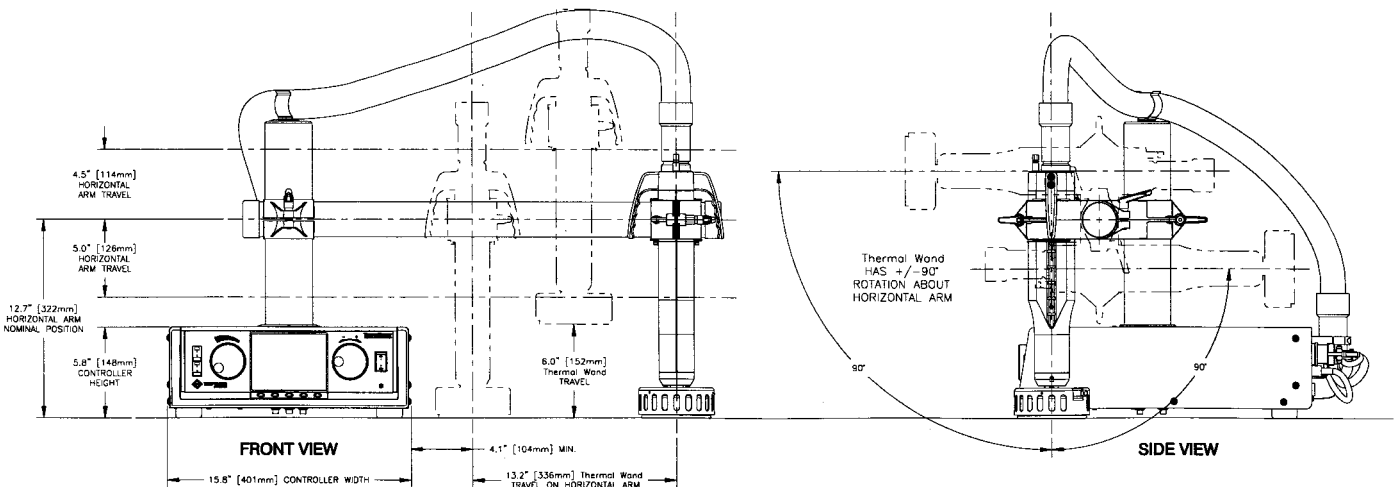
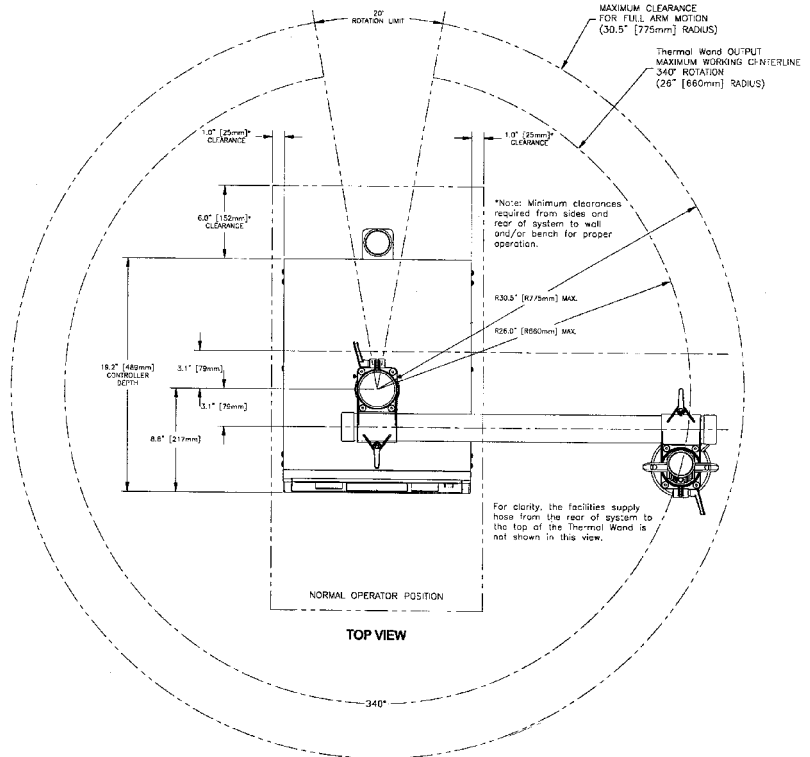
The Thermal Wand may be operated in-hand or secured in the optional **Thermal Wand Stand Assembly** for added stability and hands-free operation. Mounted directly to the TP04100A controller cabinet, the Stand Assembly rotates over 340°, and expands and locks for stable, proper coupling of the Thermal Wand to the DUT. The optional Benchmount Stand Assembly attaches to the bench to hold the Thermal Wand Stand Assembly. The Thermal Wand may then be used while secured in the stand for stability during test while located conveniently at the bench.

To protect from moisture condensation and frost at the DUT site, the optional single-wall glass **Thermal Cap** may be attached to the Thermal Wand with the shrouds. The Thermal Cap is approximately 9.9 cm (3.9 inches) ID and includes a metal guard. Additional conductive and non-conductive sheets and shrouds in various sizes and shapes are also optional.

For frost-free thermal testing of ICs, hybrids, modules and small subassemblies in a precisely controlled thermal environment, **ThermoFixture®** and **Custom Thermal Test Enclosures** are available. ThermoFixture enclosures include the complete ATE tester interface and DUT thermal control for moisture-free testing at low temperatures even over longer test periods.



Custom Thermal Test Enclosure



4 Commercial Street
 Sharon, MA 02067 USA
 Tel: (781) 688-2300
 Fax: (781) 688-2301
 www.temptronic.com



ISO 9001-2000 Certified

