

Agilent 6620A Series Multiple-Output, 40-105 W DC Power Supplies, GPIB

Data Sheet

Speed and accuracy for test optimization



- Up to four fully isolated power supplies in a 3U package
- Dual-range outputs
- Fast, low-noise outputs
- Built-in measurements and advanced programmable features
- Protection features to ensure DUT safety

Two, three, or four isolated outputs are integrated into one package, conserving rack space and GPIB addresses. Most of the outputs also provide dual ranges, for more current at lower voltage levels. The outputs can be connected in parallel or series to further increase the flexibility that these products offer the system designer.

Programming is done using industry standard SCPI commands. Test system integration can be further simplified by using the *VXIplug&play* drivers. These power supplies help reduce test time with fast up and down programming, enhanced by an active downprogrammer which can sink the full rated current.



Specifications

Specifications <i>(at 0 ° to 55 °C unless otherwise specified)</i>	40 W output	40 W output	80 W output	80 W output	105 W output	
Output power						
Low-range: voltage, current	0 to 7 V 0 to 5 A	0 to 20 V 0 to 2 A	0 to 7 V 0 to 10 A	0 to 20 V 0 to 4 A	0 to 35 V 0 to 3 A	
High range: voltage, current	0 to 20 V 0 to 2 A	0 to 50 V 0 to 0.8 A	0 to 20 V 0 to 4 A	0 to 50 V 0 to 2 A	— —	
Output combinations for each model (total number of outputs)						
6621A (2)	—	—	2	—	—	
6622A (2)	—	—	—	2	—	
6623A (3)	1	1	1	—	—	
6624A (4)	2	2	—	—	—	
6627A (4)	—	4	—	—	—	
6623A-J03 (3) Special order option	—	2	—	—	1	
Programming accuracy at 25 °C ± 5 °C						
Voltage	0.06% +	19 mV	50 mV	19 mV	50 mV	35 mV
Current	0.16% +	50 mA	20 mA	100 mA	40 mA	30 mA
Readback accuracy at 25 °C ± 5 °C						
Voltage	0.05% +	20 mV	50 mV	20 mV	50 mV	35 mV
+Current	0.1% +	10 mA	4 mA	20 mA	8 mA	6 mA
–Current	0.2% +	25 mA	8 mA	50 mA	20 mA	15 mA
Ripple and noise (peak-to-peak, 20 Hz to 20 MHz; rms, 20 Hz to 10 MHz)						
Constant voltage rms		500 µV	500 µV	500 µV	500 µV	500 µV
peak-to-peak		3 mV	3 mV	3 mV	3 mV	3 mV
Constant current rms		1 mA	1 mA	1 mA	1 mA	1 mA
Load regulation						
Voltage		2 mV	2 mV	2 mV	2 mV	2 mV
Current		1 mA	0.5 mA	2 mA	1 mA	2 mA
Load cross regulation						
Voltage		1 mV	2.5 mV	1 mV	2.5 mV	N/A
Current		1 mA	0.5 mA	2 mA	1 mA	N/A
Line regulation						
Voltage	0.1% +	1 mV	1 mV	1 mV	1 mV	1 mV
Current	0.06% +	1 mA	0.1 mA	1 mA	1 mA	1 mA
Transient response time	Less than 75 µs for the output to recover to within 75 mV of nominal value following a load change within specifications					
Supplemental characteristics <i>(Non-warranted characteristics determined by design and useful in applying the product)</i>	40 W output	40 W output	80 W output	80 W output	105 W output	
Average programming resolution						
Voltage	6 mV	15 mV	6 mV	15 mV	10.5 mV	
Current	25 mA	10 mA	50 mA	20 mA	15 mA	
OVP	100 mV	250 mV	100 mV	250 mV	175 mV	
Output programming response time (time to settle within 0.1% of full scale output, after Vset command has been processed)	2 ms	6 ms	2 ms	6 ms	6 ms	

Supplemental characteristics for all model numbers

DC floating voltage: Output terminals can be floated up to ± 240 VDC from chassis ground

Remote sensing: Up to 1 V drop per load lead. The drop in the load leads subtracts from the voltage available for the load.

Command processing time: 7 ms typical with front-panel display disabled

Output programming: Current sink limits are fixed approximately 10% higher than source limits for a given operating voltage above 2.5 V.

Input power: 550 W max., 720 VA max.

GPIB interface capabilities: SH1, AH1, T6, L4, SR1, RL1, PP1, DC1, DT0

Software driver: VXIplug&play

Regulatory compliance: Listed to UL1244; conforms to IEC 61010-1; carries the CE mark.

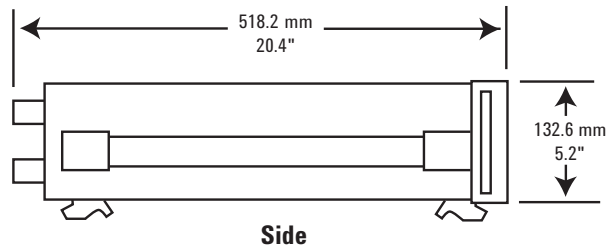
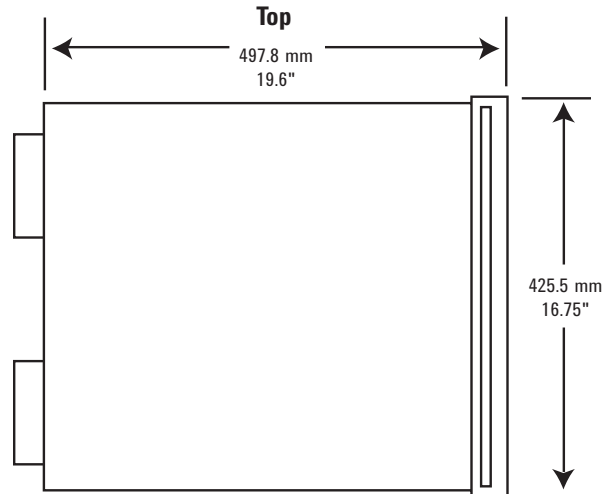
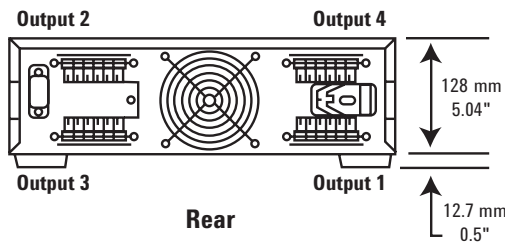
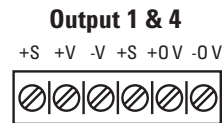
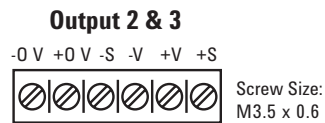
Size: 425.5 mm W x 132.6 mm H x 497.8 mm D (16.75 in x 5.22 in x 19.6 in)

Weight: Net, 17.4 kg (38 lb); shipping, 22.7 kg (50 lb)

Warranty: One year

Agilent models: 6621A, 6622A, 6623A, 6624A, 6627A

Terminal Strip Detail



Ordering information

Product ships with full documentation on CD-ROM. CD-ROM includes operating manual, service manual, and application notes.

Opt 100 87 to 106 VAC, 47 to 66 Hz input, 6.3 A (Japan only)

Opt 120 104 to 127 VAC, 47 to 63 Hz

Opt 220 191 to 233 VAC, 47 to 66 Hz input, 3.0 A

Opt 240 209 to 250 VAC, 47 to 66 Hz input, 3.0 A

Opt 750 Relay control and DFI/RI

Opt S50 Similar to Option 750, however the remote inhibit does not latch

Opt 0L1 Printed operating manual

Opt 0B3 Printed service manual

Accessories

1CM003A* Rack mount flange kit 132.6 mm H (3U) – two flange brackets

1CP002A* Rack mount flange and handle kit 132.6 mm H (3U) – two brackets and front handles

E3663AC Support rails for Agilent rack cabinets

p/n 1494-0059 Rack slide kit

Application notes

10 Practical Tips You Need to Know About Your Power Products, 5965-8239E

10 Hints for Using Your Power Supply to Decrease Test Time, 5968-6359E

Understanding Linear Power Supply Operation (AN1554), 5989-2291EN

Modern Connectivity—Using USB and LAN I/O Converters (AN 1475-1) 5989-0123EN

* Support rails required



Agilent Advantage Services is committed to your success throughout your equipment's lifetime. To keep you competitive, we continually invest in tools and processes that speed up calibration and repair and reduce your cost of ownership. You can also use Infoline Web Services to manage equipment and services more effectively. By sharing our measurement and service expertise, we help you create the products that change our world.

www.agilent.com/find/advantageservices



www.agilent.com/quality



Agilent Email Updates

www.agilent.com/find/emailupdates

Get the latest information on the products and applications you select.

Agilent Channel Partners

www.agilent.com/find/channelpartners

Get the best of both worlds: Agilent's measurement expertise and product breadth, combined with channel partner convenience.

For more information on Agilent Technologies' products, applications or services, please contact your local Agilent office. The complete list is available at: www.agilent.com/find/contactus

Americas

Canada	(877) 894 4414
Brazil	(11) 4197 3600
Mexico	01800 5064 800
United States	(800) 829 4444

Asia Pacific

Australia	1 800 629 485
China	800 810 0189
Hong Kong	800 938 693
India	1 800 112 929
Japan	0120 (421) 345
Korea	080 769 0800
Malaysia	1 800 888 848
Singapore	1 800 375 8100
Taiwan	0800 047 866
Other AP Countries	(65) 375 8100

Europe & Middle East

Belgium	32 (0) 2 404 93 40
Denmark	45 45 80 12 15
Finland	358 (0) 10 855 2100
France	0825 010 700*
	*0.125 €/minute
Germany	49 (0) 7031 464 6333
Ireland	1890 924 204
Israel	972-3-9288-504/544
Italy	39 02 92 60 8484
Netherlands	31 (0) 20 547 2111
Spain	34 (91) 631 3300
Sweden	0200-88 22 55
United Kingdom	44 (0) 118 927 6201

For other unlisted countries:

www.agilent.com/find/contactus

Revised: January 6, 2012

Product specifications and descriptions in this document subject to change without notice.

© Agilent Technologies, Inc. 2012
Published in USA, March 14, 2012
5990-9302EN

