

TTK 580

Fiber Optic Test Kit

SM and MM Inspection and OPM Testing

The TTK 580 is a fiber optic inspection and insertion-loss testing kit designed for singlemode and multimode fiber systems. Combining ODM's classic simple power meter and light sources with the robust automated inspection capabilities of the VIS 300C, this kit is particularly useful for wireless industry applications.


The VIS 300C is an automated inspection platform capable of quickly analyzing SM and MM fiber endfaces for defects. All functions of the VIS 300C platform are controlled via the 5-inch touchscreen and ODM's proprietary inSpec software. Using this system, users can save test results, create closeout reports in the field, and send results wirelessly with a Wi-Fi connection.

The RP 460 Optical Power Meter, when used in conjunction with the included DLS 355 or DLS 350 Light Sources, offers complete end-to-end dB loss readings for the most commonly-used transmission wavelengths for wireless carriers. The RP 460 stores thousands of readings in non-volatile memory to be offloaded to the computer via USB, or the unit can be plugged into a computer to display and save live loss readings.

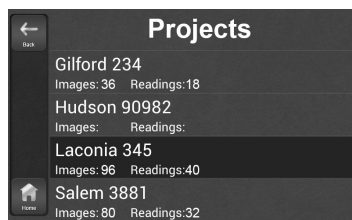


Features


- VIS 300C - Automated image centering and analysis compliant with IEC 61300-3-35 standards
- VIS 300C - Expansive onboard image storage and Wi-Fi capability to offload reports wirelessly
- Instant report creation with user-defined parameters
- SM and MM light sources with robust power meter and accessories
- All included accessories are focused on SM and MM fiber testing in the wireless industry



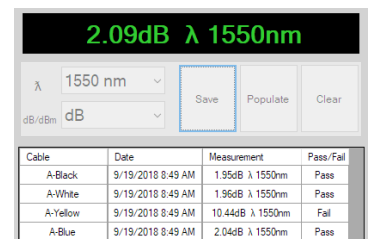
Obtain color-coded PASS/FAIL results at the touch of a button and easily configure IEC profiles for inspection of many different fiber types.



Quickly customize and export project folders containing thousands of fiber images.



Create closeout image reports & share via WiFi. All reports are condensed into small files to simplify storage and file sharing.



Connect RP 460 power meter to a Windows computer for dB loss reporting.

Specifications

DUAL SINGLEMODE LASER SOURCE	
Wavelength	1310nm & 1550nm
Output Power	-5.0 dBm
Output Stability	±0.05dB (1 Hour) ±0.03dB Long-Term (15 min warm-up)
Spectral Width	5nm / 5nm
Optical Interface	SC/FC/ST/LC Interchangeable
Tone Output	2 kHz
Laser Class	Class 1 (FDA 21 CFR 1040.11)
Power	Push Button Toggle / Auto-OFF
Battery	CR2
Operating Temperature	-10° to +50° C
Storage Temperature	-30° to +60° C
Dimensions	6.1" x 0.94" x 0.75" (15.5 x 2.38 x 1.9 cm)
Weight	3 oz (85.4 g)

DUAL MULTIMODE LED SOURCE	
Wavelength	850nm & 1300nm
Output Power	-22.0 dBm
Output Stability	±0.05dB (1 Hour) ±0.03dB Long-Term (15 min warm-up)
Spectral Width	40nm / 120nm
Optical Interface	SC/FC/ST/LC Interchangeable
Tone Output	2 kHz
Power	Push Button Toggle / Auto-OFF
Battery	CR2
Operating Temperature	-10° to +50° C
Storage Temperature	-30° to +60° C
Dimensions	6.1" x 0.94" x 0.75" (15.5 x 2.38 x 1.9 cm)
Weight	3 oz (85.4 g)

MONITOR / SYSTEM	
Screen	5" Multi-Touch LCD
Storage	16 GB (30,000 Images)
Battery	Lithium Ion
Battery Life	4 to 5 Hours Continuous
Battery Charge Time	2 Hours
Dimensions	5.5" x 5.75" x 2.25"
Weight	1.8 lb
Operating Temperature	0° to 50° C
Storage Temperature	-40° to 70° C

INSPECTION SCOPE PROBE	
FOV (Field of View)	860µm x 640 µm
Resolution	< 1 Micron
Lighting Technique	Coaxial
Size	7" x 1" x 0.75"
Weight	0.35 lb
Connector	USB 2.0 Type A
Tip Style	Interchangeable

OPTICAL POWER METER	
Detector Type	-02: InGaAs / -04: Filtered InGaAs
Measurement Range	-02: +6 to -70dBm / -04: +23 to -45dBm
Wavelength Range	850nm to 1650nm
Selectable Wavelengths	850 / 1300 / 1310 / 1490 / 1550 / 1611 / 1625 nm
Resolution	0.01dB
Absolute Accuracy	± 0.25 dB
Optical Interface	Universal 2.5mm and LC (Others Available)
Display	LCD
Storage	4000+ Measurements
Data Transfer	Mini-USB (Live Readings or Data Dump)

Ordering Information - Additional Accessories

Inspection Tip Adapters

PART NO.	DESCRIPTION
AC 040B	SC Adapter
AC 041B	SC / APC Adapter
AC 109B	SC 60-Degree Angle Adapter
AC 042B	FC Adapter
AC 043B	FC/APC Adapter
AC 104B	FC, 60° Angle Adapter
AC 044B	LC Adapter
AC 045B	LC/APC Adapter
AC 107B	LC, 60° Angle Adapter
AC 051B	OptiTap Adapter
AC 046B	ST Adapter
AC 047B	MTP/APC Adapter
AC 050B	MTP/MPO Straight Adapter
AC 048B	1.25mm Universal Adapter
AC 049B	2.5mm Universal Adapter
AC 114B	1.25mm Universal HR Adapter
AC 115B	2.5mm Universal APC Adapter
AC 116B	1.25mm Universal APC Adapter

Power Meter Adapters

PART NO.	DESCRIPTION
AC 020	2.5 mm Universal Adapter
AC 021	1.25 mm Universal Adapter
AC 026	SC Adapter for Optical Power Meter
AC 027	ST Adapter for Optical Power Meter
AC 028	FC Adapter for Optical Power Meter
AC 029	LC Adapter for Optical Power Meter
AC 126	SC/APC Adapter for Optical Power Meter

Patch Cord Accessories

PART NO.	DESCRIPTION
AC 500	SM SC-LC - 1m Simplex
AC 501	SM SC-SC - 1m Simplex
AC 502	SM LC-LC - 1m Simplex
AC 550	MM SC-LC - 1m Simplex
AC 552	MM LC-LC - 1m Simplex
AC 600	SC-SC Simplex Bulkhead Adapter
AC 601	LC-LC Simplex Bulkhead Adapter
AC 602	LC-LC Duplex Bulkhead Adapter

Cleaning Tools

PART NO.	DESCRIPTION
AC 089	One-Click Cleaner for 1.25mm & ODC Ferrules / Bulkheads
AC 099	One-Click Cleaner for 2.5mm Ferrules / Bulkheads
AC 090	1.25mm Swabs (100 per Pack)
AC 091	2.5mm Swabs (100 per Pack)
AC 092	SqR Pad & Fiber Wash Pen
AC 190	Cletop Cleaner - Type B - Blue Tape

M-DS032-02 TTK 580

ODM test equipment is furnished with a 2 year warranty extending from the original date of purchase. Contact ODM for information on recalibration and repair of test equipment. ODM makes every effort to ensure that all information in this data sheet is accurate. Ripley ODM LLC assumes no responsibility for any errors or omissions and reserves the right to modify this document at any time without notice. Please contact Ripley ODM LLC for pricing and availability of equipment.

