


HFP Series Active Probes

Engineers often find the need to probe a variety of different devices and test points in their designs. In order to do this, today's probes need to be versatile, small, and lightweight while maintaining the necessary bandwidth to capture high-speed signals. As probing points get smaller and closer together, LeCroy's HFP Series of active probes provide the ability to meet all of your difficult probing challenges.



Hands free probing.

Unique Probe Tips

Since different situations call for probing at different points, the HFP Series includes 5 different types of probe tips. The Straight Tip is ideal for general purpose browsing, and the Sharp Tip or Bent Sharp Tip can be used for easy access to tightly spaced test points or circuit vias. Use the Discrete SMD Tip for probing on surface mount capacitors, resistors, or other components. The IC Lead Tip enables probing on small geometry IC legs and is insulated to prevent any shorting between the test points. In addition to these unique probe tips, traditional IC clips and flexible wire leads are also included.


Convenient Grounding Accessories

Just as important as getting access to critical test points is the ability to easily ground the probe. It is ideal to keep the ground loop as small as possible to eliminate any ground effects on the signal. The HFP Series includes several grounding accessories to simplify the process. Wedge the flexible IC Ground Blade between two legs of an IC for a solid ground contact without risking a short. Use the Bendable Pogo Ground to probe a test point and ground that are extremely close together, as with a BGA. The Ground Spring can be used to easily connect to a square pin that is next to the test point.


Easy-To-Use

In many cases it is important to have up to 4 probes connected to tightly packed test points in your circuit. For this, take advantage of the unique FreeHand probe holder, which allows you to set up all the probes once, and keeps your hands free to make measurements on the oscilloscope. Easily identify which probe is for which channel by looking at the patented AutoColor ID feature. All probes light up with an LED color matched to the channel it is being used on.


Unique Probing Accessories




Use the Discrete SMD Tip for a tight fit on surface mount capacitors, resistors, or other components.




Use the Bendable Pogo Ground with the Straight or Sharp Tip to probe signal and ground points that are extremely close together.




Use the insulated IC Lead Tip with IC Ground Blade to probe small-geometry IC legs without shorting any test points.



Use the Discrete SMD Tip with the Ground Spring to probe square pins.



Use the Solder-In Ground lead with any probe tip to make a good ground connection and browse with the HFP.



Use the Bent Sharp Tip to probe a test point in a tight space or where the probe cannot be oriented perpendicular to the circuit.

Specifications and Ordering Information

Specifications

	HFP1000	HFP1500	HFP2500
Electrical Characteristics			
Bandwidth (probe only)	1 GHz	1.5 GHz	2.5 GHz
Input Capacitance	0.7 pF at 1 GHz		
DC Input Resistance	100 kΩ		
Input Dynamic Range	±8 V		
Probe Offset Range	NA	±12 V	±12 V
Attenuation	÷10		
Attenuation Accuracy	±1%		
Output Zero	< 4 mV, referred to input		
Offset Accuracy	±(1% of offset value + 4 mV)		

General Characteristics

Cable Length	1.3 m
Probe Head Size (LWH)	61 mm x 7.3 mm x 13.1 mm
Input Sockets	Signal and ground sockets compatible with 0.635 mm (0.025") square pins, 0.91 mm (0.036") maximum diameter (for round pins)

Included with Standard Configuration

Instruction Manual, English	
Certificate of Calibration	
1-year Warranty	

Included with Standard Configuration

	HFP1000	HFP1500	HFP2500
Straight Tip	4	4	4
Sharp Tip	4	4	4
Bent Tip		4	4
Discrete SMD Tip		4	4
IC Lead Tip		4	4
Square Pin Ground Spring	1	1	1
Flexible IC Ground	1	1	1
Bendable Pogo Ground	1	1	2
Solder-In Ground	1	1	2
Short Single Lead		1	1
Long Single Lead		1	
Right-angle Short Single Lead	1	2	1
Right-angle Long Single Lead	1	2	1
Clips (0.8 mm)	2	2	2
FreeHand Probe Holder		1	1
Replaceable Cartridge	1	1	1
Microclips (0.5 mm)			2
Low C Tip Cartridge			1
Soft Accessory Case		1	1

Ordering Information

Product Description	Product Code
1 GHz, 0.7 pF Active Probe (÷10), Small Form Factor	HFP1000
1.5 GHz, 0.7 pF Active Probe (÷10), Small Form Factor	HFP1500
2.5 GHz, 0.7 pF Active Probe (÷10), Small Form Factor	HFP2500
Standard Accessory Kit for HFP2500	PK108
Standard Accessory kit for HFP1500	PK109
Standard Accessory Kit for HFP1000	PK110
Soft Accessory Case	SAC-01
Straight Tip	PACC-PT001
Sharp Tip	PACC-PT002
IC Lead Tip	PACC-PT003
SMD Discrete Tip	PACC-PT004
Bent Sharp Tip	PACC-PT005
Freehand Probe Holder	PACC-MS001
Replaceable Cartridge	PACC-MS002
Low C Cartridge	PACC-MS003
Solder-In Ground	PACC-CD007

Product Description	Product Code
Bendable Pogo Ground	PACC-CD008
Flexible IC Ground	PACC-CD009
Ground Spring Hook	PACC-LD001
Square Pin Ground Spring	PACC-LD002
Short Right-angle Lead	PACC-LD003
Long Right-angle Lead	PACC-LD004
Short Single Lead	PACC-LD005
Long Single Lead	PACC-LD006
0.8 mm Clips	PK006-4
Microclip	PACC-CL001
HFP1000 Instruction Manual, English	HFP1000-OM-E
HFP1500 Instruction Manual, English	HFP1500-OM-E
HFP2500 Instruction Manual, English	HFP2500-OM-E

Customer Service

LeCroy oscilloscopes and probes are designed, built, and tested to ensure high reliability. In the unlikely event you experience difficulties, our digital oscilloscopes are fully warranted for three years and our probes are warranted for one year.

This warranty includes:

- No charge for return shipping
- Long-term 7-year support
- Upgrade to latest software at no charge



1-800-5-LeCroy www.lecroy.com

Local sales offices are located throughout the world.

To find the most convenient one visit www.lecroy.com

© 2006 by LeCroy Corporation. All rights reserved. Specifications, prices, availability, and delivery subject to change without notice. Product or brand names are trademarks or requested trademarks of their respective holders.