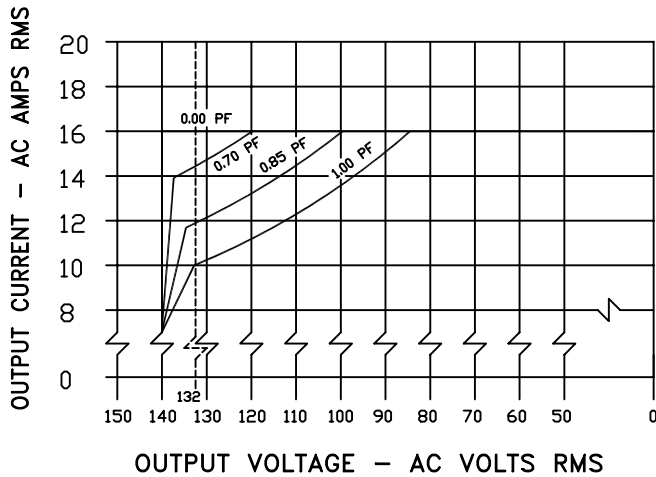


SECTION 2 SPECIFICATIONS

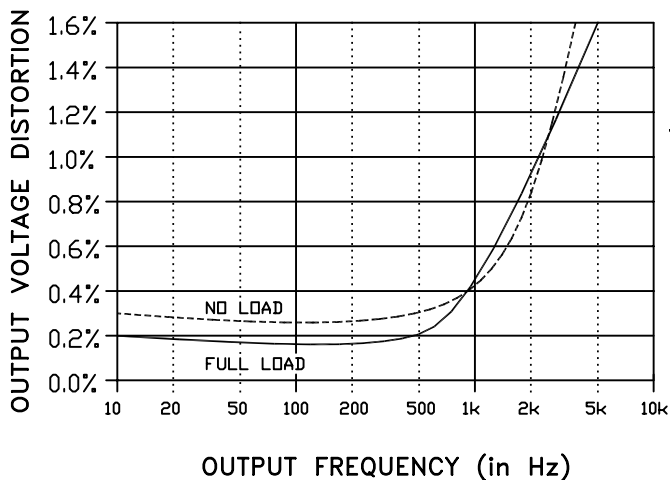
RATING CURVE

Rated continuous load current as a function of power factor and output voltage—Nominal input line.
 Short term overloads to 20 Amps are permitted. Operating time before thermal shutdown or circuit breaker trip varies from seconds to several minutes depending on line and temperature conditions.



TYPICAL OUTPUT DISTORTION

Output Voltage THD vs. Frequency



FREQUENCY RESPONSE

Output Voltage Gain vs. Frequency
 Measured at 120 Vac, with resistive load

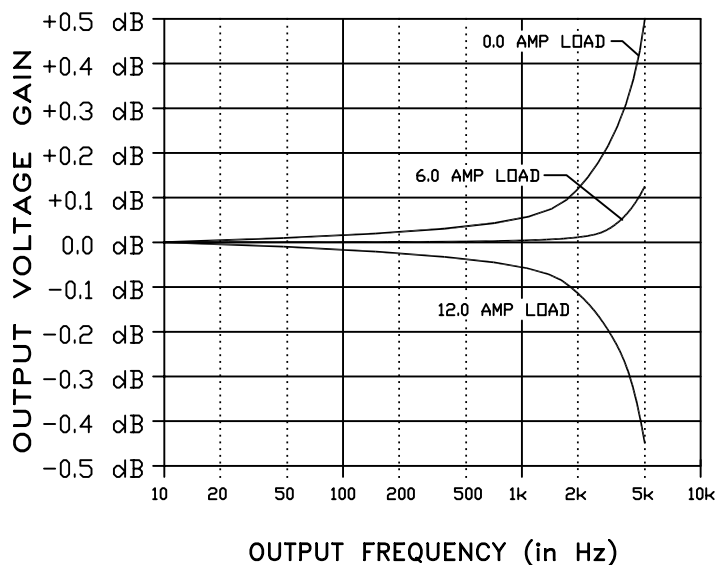


FIGURE 2.1.2(A) MODEL 115-ASX OUTPUT DERATING CURVES