



## A.H. Systems, Inc.

9710 Cozycroft Ave.  
Chatsworth, CA 91311



Tel: (818) 998-0223



sales@AHSystems.com

Fax: (818) 998-6892



www.AHSystems.com

## ICP-621

### Injection Current Probe

10 KHz – 100 MHz

This low frequency injection current probe can be used as pulse injection source as well as a sensitive monitoring probe.



Frequency Range: 10 KHz – 100 MHz

Insertion Loss: 8 to 30 dB

Transfer Impedance: 0 to 22 dBΩ

Rated Watts: 100 watts CW

Connector: N-Type, female

### Physical Dimensions

Inner Diameter: 1.5 in. (38 mm)

Outer Diameter: 4.25 in. (108 mm)

Height: 2.5 in. (64 mm)

Weight: 4.2 lb.'s (1.9 kg)

### Features

- Broad Frequency Range of 10 KHz to 100 MHz
- Individually Calibrated
- Split Type Clamp-on Design

The ICP-621 injection current probe is used for specifications that require the injection of large frequency currents into cable bundles and individual wires. It can be used as an injection source as well as a sensitive monitoring probe. The ICP-621 has an input power rating of 100 watts CW for 30 minutes and covers the frequency range of 10 KHz - 100 MHz.

An injection current probe acts as a multiple turn primary and a single turn secondary transformer, when placed around a power line or signal lead. Thus it provides a (nominal) 50ohm load to the susceptibility signal source, while providing a lower susceptibility signal source impedance when placed in series with the cable under test. An injection current probe is characterized by its insertion loss (dB). The insertion loss describes the inefficiency of the clamp relative to direct injection into a 50ohm circuit.

### Recommended Accessories

- SAC-211 (3 meter N/N Cable, RG-214U)
- CPF-630 Current Probe Fixture
- BCP-611 Monitoring Current Probe

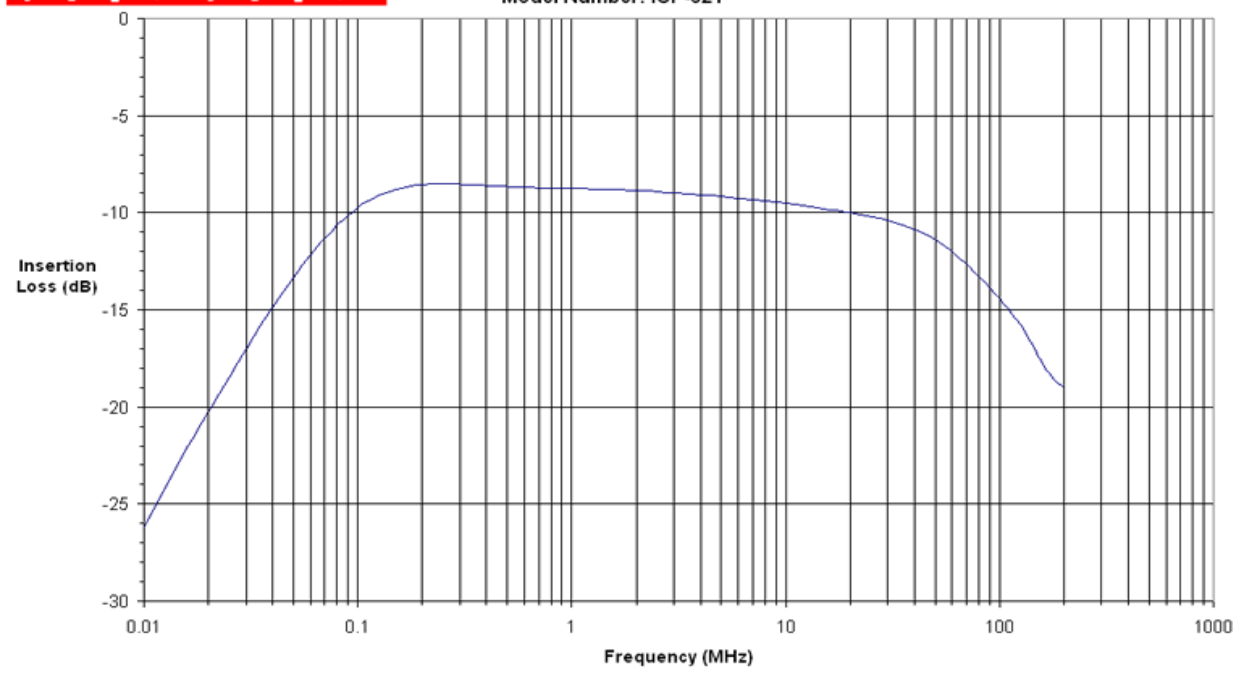
**A.H. Systems, inc.**  
 9710 Cozycroft Ave.  
 Chatsworth, CA 91311  
 818.998.0223 fax 818.998.6892  
 sales@AHSystems.com www.AHSystems.com



Calibration, Injection Current Probe  
 Model Number: ICP-621

**Insertion Conversion Formula:**  

$$\text{Injected Current(dB)} = \text{input Current(dB)} - \text{Insertion Loss(dB)} - \text{cable loss}$$



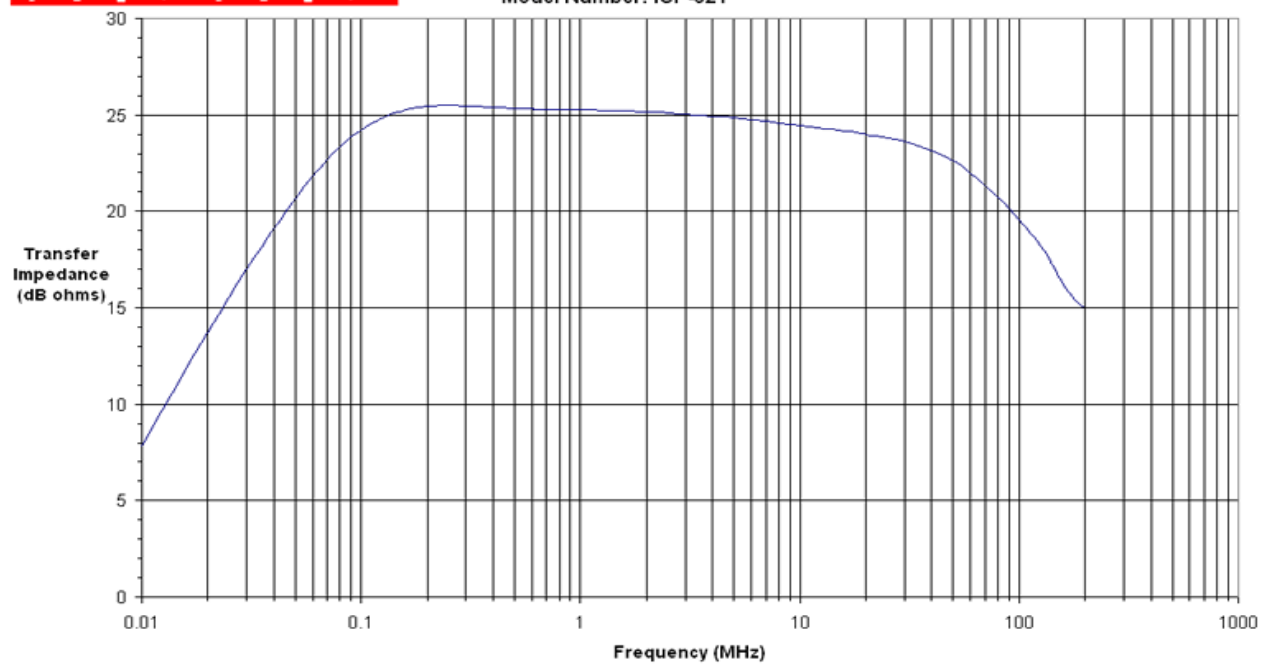
**A.H. Systems, inc.**  
 9710 Cozycroft Ave.  
 Chatsworth, CA 91311  
 818.998.0223 fax 818.998.6892  
 sales@AHSystems.com www.AHSystems.com



Calibration, Injection Current Probe  
 Model Number: ICP-621

**Transfer Impedance Conversion Formula:**  

$$\text{dB}\mu\text{A} = \text{dB}\mu\text{V} - \text{dB}\Omega + \text{cable loss}$$

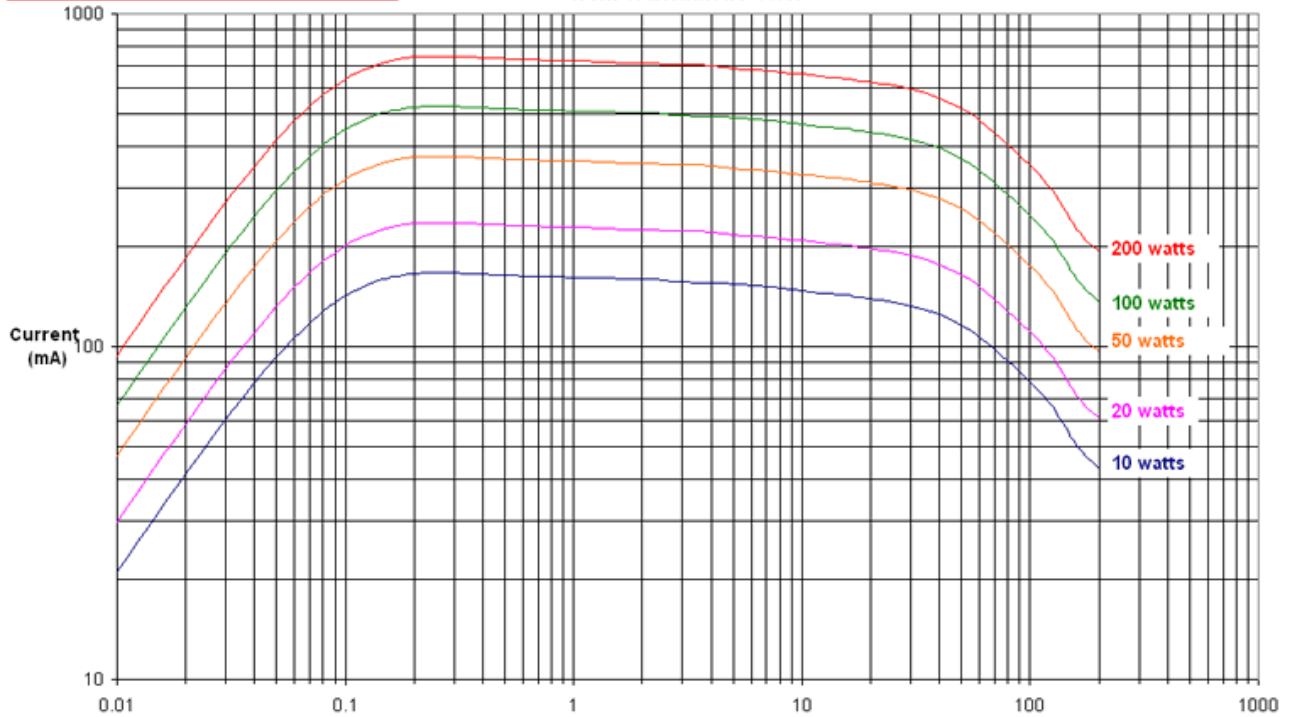




**A.H. Systems, inc.**  
9710 Cozycroft Ave.  
Chatsworth, CA 91311  
818.998.0223 fax 818.998.6892  
sales@AHSystems.com www.AHSystems.com



Model: ICP-621  
Typical Current Produced  
from Transmitted Power



**A.H. Systems, inc.**  
9710 Cozycroft Ave.  
Chatsworth, CA 91311  
818.998.0223 fax 818.998.6892  
sales@AHSystems.com www.AHSystems.com



Model: ICP-621  
Typical Forward Power  
Required to Produce

