



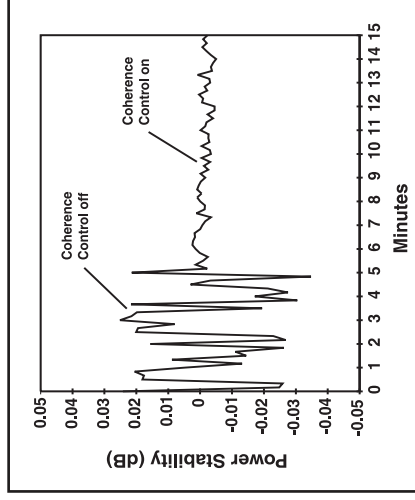
Advanced Test Equipment Rentals
www.atecorp.com 800-404-ATEC (2832)

FOS 79800F Series

WDM DFB
Fiber Optic
Source Modules

Solutions for Multi-Wavelength Test Applications

Dependable long-term performance is the trademark of the FOS-79800 Series Fiber Optic Source Modules, even in the most exacting laboratory and production environments. Together with the FOM-7900B Modular Fiber Optic System, they deliver the most effective multi-wavelength test solution for both active and passive WDM components and systems.



Coherence control of narrow linewidth sources will minimize instabilities caused by reflections in single mode fiber.

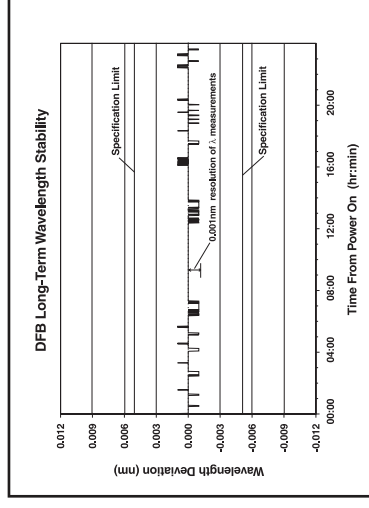
Coherence Control for a Stable Test System

In narrow linewidth fiber optic test systems, reflections from connectors and the effects of etalons can degrade source stability and cause measurement instability. In higher power applications, Stimulated Brillouin Scattering worsens this problem by providing narrow-band gain for light traveling back to the source. For these reasons, controlling DFB source spectral linewidth is critical.

Coherence control of the FOS-79800F modules broadens laser linewidth from 30 MHz to 1 GHz. This reduces spectral power density and decreases coherence length from several meters to around 20 cm. The final result is remarkably stable sources for solid measurements.

Synchronous 100% Modulation for EDFA Test

The FOS-79800F modules feature a processor-controlled modulation mode that supplies 100% depth, 50% duty cycle modulation drive current. All active modules can be modulated synchronously at any frequency from 1–500 kHz. This is ideal for measuring EDFA spontaneous emission background level by the time domain extinction testing method.



Precise control of laser diode temperature and current densities ensures a stable wavelength.

Standard features include dual stage temperature control, ILX's proprietary low noise laser current control technology, closed loop constant power operation and redundant current limits. The FOS-79800F Series Source Modules provide the performance and reliability required for your most demanding fiber optic testing needs.

Sophisticated Module Control

Each FOS-79800F module can be controlled independently through an intuitive menu on the FOM-7900B System mainframe front panel, or remotely through RS-232 or GPIB IEEE-488.2. Easy-to-understand commands allow full control of wavelength, output power, calibration, and modulation functions. Banked remote capability provides control of up to two hundred source channels from a single GPIB address.

The FOS-79800F modules save time by allowing quick and easy configuration of each application. For example, all modules can be controlled by one "Channel All" function.

Normal and inverted TTL-level outputs provide flexible triggering for data acquisition instruments, simplifying test setup. In addition, a rear panel modulation input synchronizes multiple mainframes, and allows synchronization of the system with an external instrument.

FOS 79800F Series

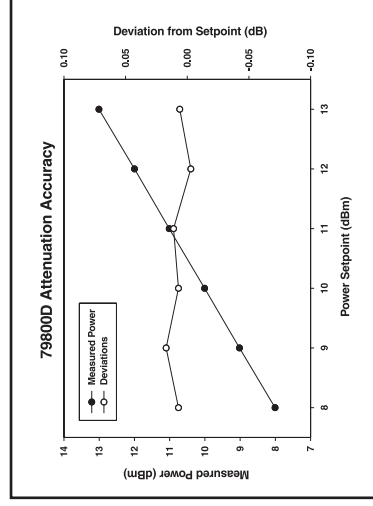
WDM DFB
Fiber Optic
Source Modules



The perfect fiber optic source solution, now with picometer resolution and extended wavelengths.

Calibrated Attenuation for Accurate Channel Equalization

For gain flatness testing with accurate attenuator-like performance, the FOS-79800F modules feature high resolution attenuation so you can easily equalize channel levels. Attenuation is accurate within ± 0.1 dB while maintaining other specifications from maximum power to 5 dB down. If speed is critical to your application, the available SS-870 source shutter blocks the output of the modules without turning off the current to the lasers. This significantly reduces time spent waiting for the output to settle.



Industry leading fiber optic source power attenuation accuracy.

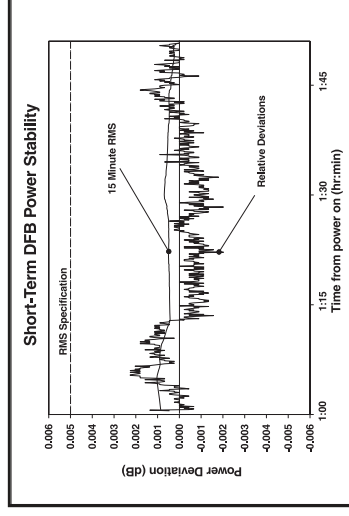
Reliability Built on Industry Leading Experience

For over 15 years ILX Lightwave has worked closely with laser diode manufacturers developing instrumentation and providing solutions.

Introduced in 1996, the FOM-7900 Fiber Optic Test System with Modular Sources was built on our laser diode control experience, bringing the first modular source system to EDFA manufacturers. This third generation platform will bring unparalleled experience and reliability to your test system.

We Understand That Component Testing Throughput is Critical


Ask us about edge testing and other innovative solutions for testing your passive components. If you have special requirements such as higher power, special selected wavelengths, or customization with your lasers, call us. Our technically qualified sales engineers can help you define the custom fiber optic source configuration for your testing needs.



FOS-79800F Fiber Optic Source short term stability is ± 0.005 dB.

FOS 79800F Series

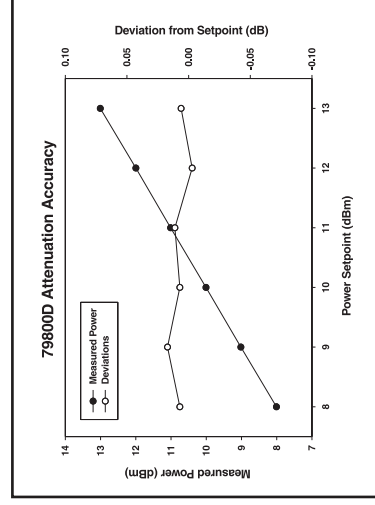
WDM DFB
Fiber Optic
Source Modules



The perfect fiber optic source solution, now with picometer resolution and extended wavelengths.

Calibrated Attenuation for Accurate Channel Equalization

For gain flatness testing with accurate attenuator-like performance, the FOS-79800F modules feature high resolution attenuation so you can easily equalize channel levels. Attenuation is accurate within ± 0.1 dB while maintaining other specifications from maximum power to 5 dB down. If speed is critical to your application, the available SS-810 source shutter blocks the output of the modules without turning off the current to the lasers. This significantly reduces time spent waiting for the output to settle.



Industry leading fiber optic source power attenuation accuracy.

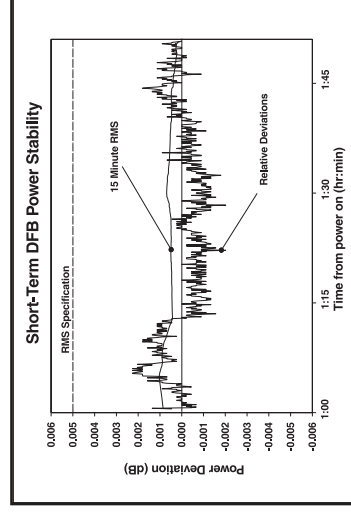
Reliability Built on Industry Leading Experience

For over 15 years LX Lightwave has worked closely with laser diode manufacturers developing instrumentation and providing solutions.

Introduced in 1996, the FOM-7900 Fiber Optic Test System with Modular Sources was built on our laser diode control experience, bringing the first modular source system to EDFA manufacturers. This third generation platform will bring unparalleled experience and reliability to your test system.

We Understand That Component Testing Throughput is Critical

Ask us about edge testing and other innovative solutions for testing your passive components. If you have special requirements such as higher power, special selected wavelengths, or customization with your lasers, call us. Our technically qualified sales engineers can help you define the custom fiber optic source configuration for your testing needs.



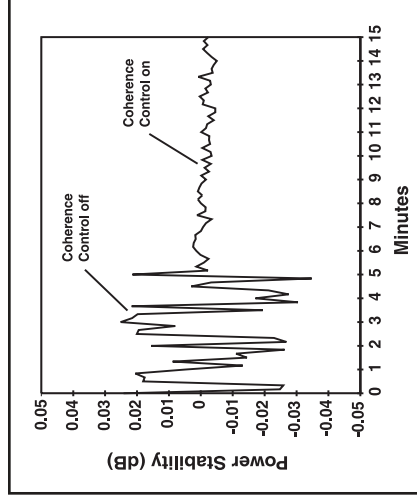
FOS-79800F Fiber Optic Source short term stability is ± 0.005 dB.

FOS 79800F Series

WDM DFB
Fiber Optic
Source Modules

Solutions for Multi-Wavelength Test Applications

Dependable long-term performance is the trademark of the FOS-79800 Series Fiber Optic Source Modules, even in the most exacting laboratory and production environments. Together with the FOM-7900B Modular Fiber Optic System, they deliver the most effective multi-wavelength test solution for both active and passive WDM components and systems.



Coherence control of narrow linewidth sources will minimize instabilities caused by reflections in single mode fiber.

Standard features include dual stage temperature control, ILX's proprietary low noise laser current control technology, closed loop constant power operation and redundant current limits. The FOS-79800F Series Source Modules provide the performance and reliability required for your most demanding fiber optic testing needs.

Sophisticated Module Control

Each FOS-79800F module can be controlled independently through an intuitive menu on the FOM-7900B System mainframe front panel, or remotely through RS-232 or GPIB IEEE-488.2. Easy-to-understand commands allow full control of wavelength, output power, calibration, and modulation functions. Banked remote capability provides control of up to two hundred source channels from a single GPIB address.

The FOS-79800F modules save time by allowing quick and easy configuration of each application. For example, all modules can be controlled by one "Channel All" function.

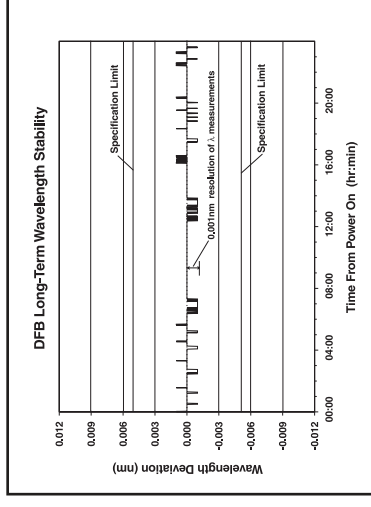
Coherence Control for a Stable Test System

In narrow linewidth fiber optic test systems, reflections from connectors and the effects of etalons can degrade source stability and cause measurement instability. In higher power applications, Stimulated Brillouin Scattering worsens this problem by providing narrow-band gain for light traveling back to the source. For these reasons, controlling DFB source spectral linewidth is critical.

Coherence control of the FOS-79800F modules broadens laser linewidth from 30 MHz to 1 GHz. This reduces spectral power density and decreases coherence length from several meters to around 20 cm. The final result is remarkably stable sources for solid measurements.

Synchronous 100% Modulation for EDFA Test

The FOS-79800F modules feature a processor-controlled modulation mode that supplies 100% depth, 50% duty cycle modulation drive current. All active modules can be modulated synchronously at any frequency from 1–500 kHz. This is ideal for measuring EDFA spontaneous emission background level by the time domain extinction testing method.



Precise control of laser diode temperature and current densities ensures a stable wavelength.

Normal and inverted TTL-level outputs provide flexible triggering for data acquisition instruments, simplifying test setup. In addition, a rear panel modulation input synchronizes multiple mainframes, and allows synchronization of the system with an external instrument.

FOS 79800F Series

WDM DFB Fiber Optic Source Modules

Specifications

79800F Series WDM DFB Fiber Optic Source Modules

Wavelength

Available Center Wavelength: (see table)
Spectral Width
Coherence Control OFF:
Coherence Control ON:
Wavelength Accuracy:¹
Wavelength Tuning Range:
Wavelength Setting Resolution:
Wavelength Stability²
Short Term (15 minutes):
Long Term (24 hours):

30ms
10ms
<0.07dB
<0.005rms
±0.05dB
>10 million cycles

Power Stability 24 hr. 25 ± 1°C:
Power Stability 15 min. 25 ± 0.1°C:
Repeatability:
Lifetime:

Output Power

Output Power:³
Output Power Stability^{2,8}
15 minute (spec):
24 hours:
Power Attenuation Range:
Attenuation Accuracy:⁴
Optical Isolation:
RIN:⁵
Side Mode Suppression Ratio:
Signal-to-Peak Background Ratio:⁶

General

Optical Connector:⁷
Operating Temperature:
Humidity:

FC/APC
15°C - 35°C
<80% RH, non-condensing

Notes

- ±25 pm for 90 days following factory or user calibration; ±50 pm for one year after one-hour warm-up (typical). Some modules may require longer warm-up time.
- For short-term stability, assume ambient temperature constant within ±0.1°C. For long-term stability, assume ambient temperature constant within ±1°C.
- User-specified maximum power level.
- Defined as: $\Delta P_{\text{max}} - \Delta P_{\text{off}}$ from maximum power to 5dB down.
- ±100nm about center wavelength.
- Measured at output connector. Use angled connector patchcords to minimize noise.
- Other connector types available. Some specifications may be degraded.
- 79800F/SERV requires warm-up of up to six hours.

MODULE	CENTER WAVELENGTH	MAXIMUM POWER LEVEL ^{2,8}
79800F/315C1	1527.98–1564.26nm (C-band)	9–10mW
79800F/315L1	1564.27–1610nm (L-band)	9–10mW
79800F/315C2	1527.98–1564.26nm (C-band)	>10 up to 20mW
79800F/315L2	1564.27–1610nm (L-band)	>10 up to 20mW
79800F/315S	1475–1527.97nm (S-band)	9–20mW
79800F/315EL	1610.01–1625nm (Extended L-band)	9–20mW
79800F/SERV	1310, 1480, 1510, 1625 ± 5nm (Service Channels)	9–20mW

PM Alignment

Also available:
PM connector aligned to slow axis of fiber

SSE50 Optional Spontaneous Emission Specification

Signal/Spontaneous Emission:
>50dB (within ±100nm of center wavelength)

Ordering Information

FOM-7900B System Mainframe with eight bay capacity (Includes GPIB interface)
FOS-79800F/315C1 WDM DFB 9-10mW Source Module (1527.98-1564.26nm user-specified wavelength)
FOS-79800F/315L1 WDM DFB 9-10mW Source Module (1564.27-1610.06nm user-specified wavelength)
FOS-79800F/315C2 WDM DFB 10-20mW Source Module (1527.98-1564.26nm user-specified wavelength)
FOS-79800F/315L2 WDM DFB 10-20mW Source Module (1564.26-1610nm user-specified wavelength)
FOS-79800F/315S WDM DFB 9-20mW Source Module (1475-1527.97nm user-specified wavelength)
FOS-79800F/315EL WDM DFB 9-20mW Source Module (1610.01-1625nm user-specified wavelength)
FOS-79800F/SERV WDM DFB 9-20mW Source Module (1310, 1480, 1510, and 1625 ± 5nm user-specified wavelength)
FOS-79800F/000 Special Product for non-standard wavelength
FOS-79710 1 x 4 Fiber Optic Switch Module
DPM-79810 Dual Power Meter Module
SS-810 Source Shutter Option (not compatible with PM alignment)
SSE50 50dB Ratio of Signal to Spontaneous Emission Option
PM Alignment Per Channel PM Alignment



Laser Diode Instrumentation & Test Systems
P.O. Box 6310 Bozeman, MT 59771 FAX: 406-586-9405

www.ilxlightwave.com

For information call

1-800-459-9459

International Inquiries: 406-586-1244
email: sales@ilxlightwave.com



Product Features

Center wavelengths
from 1475–1625 nm

1 pm resolution

Maximum output power
range 9–20 mW

Output power stability
<0.005 dB rms

Output wavelength stability
 ± 3 pm

Coherence control for SBS
suppression and power stability

For your most demanding WDM system and component test applications, ILX Lightwave proudly offers the FOS-79800F Series WDM DFB Fiber Optic Source Modules. This fourth generation source module platform brings unparalleled reliability to your test systems. Choose maximum calibrated power levels, from 9–20 mW. Select center wavelengths from 1475–1625 nm on ITU grid points or at your custom specification. These modules offer an impressive list of features: picometer resolution, high power, exceptional stability, coherence control, optional source shutter, optional PM alignment and accurate attenuation.

When installed in the FOM-7900B Fiber Optic System Mainframe, FOS-79800F Series WDM DFB Fiber Optic Source Modules are easily controlled through simple front panel menu entries, or through a full featured GPIB remote interface. Mainframe trigger capabilities allow you to easily synchronize output modulation of multiple modules.

FOS 79800F Series

WDM DFB
Fiber Optic
Source Modules



The Standard for Fiber Optic Sources

ILX Lightwave
Laser Diode Instrumentation & Test Systems