



TAKE LABORATORY ACCURACY TO THE FIELD

REGULUS 4200 DUAL-POWER TEMPERATURE CALIBRATOR

The **Regulus 4200 Dual-Power Temperature Calibrator** sets new standards for accuracy, stability and field use.

Designed for portability, the Regulus 4200 is lightweight and easy to take to the field for in-place calibration. The robust design, compact size and revolutionary new well technology equips technicians with a dry well solution that performs the workload of more expensive lab-only equipment. Its patent-pending, dual-power modulation reduces electricity demand by as much as 80% compared to the competition.

Compact, tough, reliable and packed with new technology that saves energy and rewrites the definition of field metrology.



Patent Pending.

FEATURES:

- Customizable ramp-and-soak programming
- Automated switch testing
- Dual-axial well uniformity
 - Uniform from 3" - 6" deep
- Communicates with standard DMMs
- Specialized chucks available
- Can be operated remotely on generator, inverter or portable power supply

SPECIFICATIONS:



MODEL
Regulus 4200



RANGE
95°F to 662°F
(35°C to 350°C)



FULL RANGE ACCURACY
0.25°F (0.14°C)



DISPLAY RESOLUTION
0.01° F or C



SET POINT STABILITY
0.05°F
(0.027°C)



WELL UNIFORMITY
0.25°F
(0.14°C)



DIMENSIONS (WxHxD)
11" x 10.5" x 7"
(279 x 267 x 178 mm)



WEIGHT
15 lb (6.8 kg)



HEATING TIME
10 min from ambient to max



COOLING TIME
20 min from max to 212°F (100°C)

REVOLUTIONARY INSULATION:

HEAT CONTROL

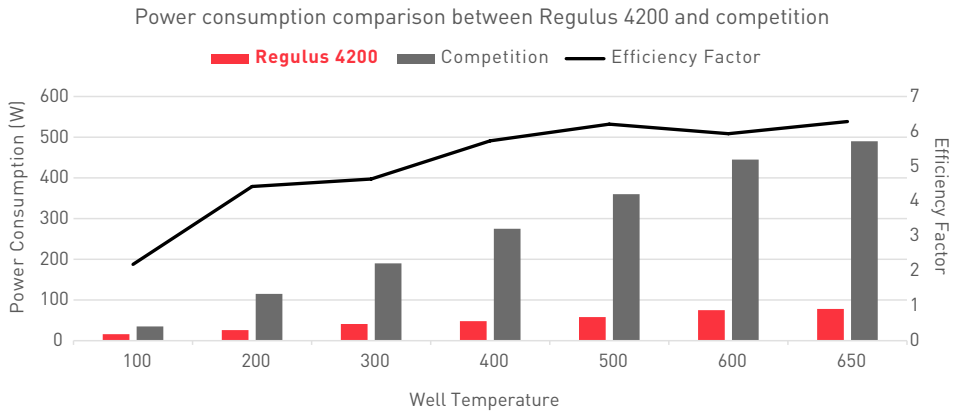
- Cool-to-touch operation protects technicians from injury
- Heat exhaust management creates safe work environment
- Protects sensor under test from heat damage
- Doesn't impact calibration laboratory environment

OPERATION

- Reduced energy consumption
- Unmatched stabilization of testing
- Efficient test procedures
- Faster turnaround time for testing

UNPRECEDENTED EFFICIENCY

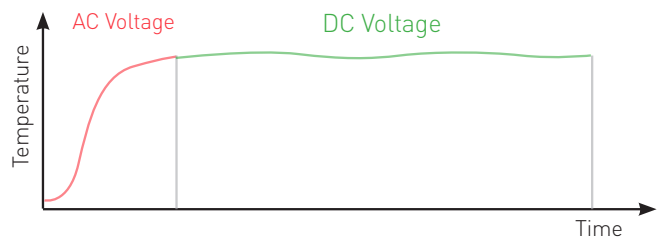
With revolutionary insulation, innovative well design and the unique ability to modulate voltage between AC and DC power supply, the Regulus 4200 achieves unmatched energy efficiency. **In comparison to leading competitors, the Regulus 4200 can reduce energy consumption by as much as 80% and help lower utility costs.**



THE DUAL-POWER ADVANTAGE

The Regulus 4200 has the ability to modulate between AC and DC current to conserve power and stabilize setpoints (+/- 0.02°F stability). The dual-power feature uses AC power to rapidly heat the device to target temperatures (3 amp max draw), then modulates to DC power for maintaining the setpoint with minimal electricity usage (0.5 amp or less).

AC to DC Modulation Creates Superior Stability.




SAFETY BY DESIGN

The multi-zone dry well with a revolutionary Aerogel insulation design captures heat to protect the device under test from exhaust heat, remove any exposed hot elements that could injure the technician and keep lab facilities from heating. The efficient capture of heat within the dry well increases setpoint stability, reduces energy needed for reaching setpoints and eliminates hazards to the environment, personnel or equipment.



PORTABILITY PERFECTED

Small and light enough to carry from job to job, bringing laboratory accuracy to the field, the Regulus 4200 can operate completely off the grid with a portable power pack (sold separately). With a low maximum amperage draw (3 amp) and minimal energy consumption (1100 W max), the Regulus 4200 pairs with a variety of portable power pack options on the market for all-day use in the field.



KING NUTRONICS OFFERS A FULL RANGE OF PORTABLE TEMPERATURE CALIBRATORS

MODELS	3604A	REGULUS 4200	3605A
Range	100-1200°F (38-650°C)	95-662°F (35°C-350°C)	-40-250°F (-40-121°C)
Accuracy	±0.8°F (0.4°C) from 100-600°F (38-315°C); ±0.15% (0.08°C) of setpoint >600°F (315°C)	±0.25°F (0.14°C)	±0.5°F (0.28°C)
Stability	±0.15°F (0.08°C)	±0.05°F (0.027°C)	±0.15°F
Axial uniformity at 3 in (75 mm)	±0.5°F (0.28°C)	±0.25°F (0.14°C)	±0.5°F (0.28°C)
Immersion depth	6 in (150 mm)	6 in (150 mm)	6 in (150 mm)
Heating time to maximum	30 min	10 min	30 min
Cooling time	7 hrs (115-212°F)	20 min to 212°F (100°C)	N/A
Size (WHD)	18 in x 14 in x 11 in (457 mm x 355 mm x 279 mm)	11 in x 10.5 in x 7 in (279 mm x 267 mm x 178 mm)	18 in x 14 in x 11 in (457 mm x 355 mm x 279 mm)
Weight	35 lb (15.9 kg)	15 lb (6.8 kg)	35 lb (15.9 kg)