



FEATURES

- Microprocessor-based control and measurement system
- Internally programmed to perform all D149 type tests
- Adjustable test parameters (voltage, time, overcurrent, etc.)
- Optically isolated
- RS232 Port
- Operable from front panel or remote PC via Windows 95™ software program
- Built-in safety cage with interlocked door
- Adjustable current overload 10-110%
- Optional test fixtures and oil baths
- NIST Traceability

BENEFITS

- Complete Test Solution
- All metering performed by fast sensing circuitry for highest accuracy
- Tests performed with little or no operator intervention
- Software calculates all test parameters and prints out test report
- Test data may be downloaded to create customized test reports

APPLICATIONS

- Solid Insulating Materials including:
- Papers, Films, Tapes and Fabrics
 - Polymeric Molding and Embedding Compounds
 - Ceramics, Porcelain and Mica
 - Sleeving, Tubes, Sheets and Rods
 - Varnishes, Coatings and Insulating Fluids
 - Rubber and Rubber Products
 - Filling Compounds
 - Adhesives
 - Capacitors
 - Wire and Cable Samples
 - Coils and Inductors
 - Other Electrical Components

DESCRIPTION

The 700-D149-P Series of AC Dielectric Breakdown Testers represent a new level of sophistication, flexibility and accuracy in breakdown voltage testing. Each unit is equipped with a microprocessor-based control system that is internally programmed to perform the D149 short-time test, step-by-step test and slow rate-of-rise test. The unit can also be easily programmed to perform variations on these test sequences. The voltmeter circuit continually samples the waveform to determine the breakdown voltage with the highest accuracy. The operator can control all test parameters as required. At the conclusion of tests, all relevant parameters (minimum, maximum, mean, and standard deviation) for a series of tests on a sample are automatically calculated and displayed. The included Windows 95™ software package (when installed on a customer-supplied PC) allows remote operation, data collection and data download to a database or spreadsheet program. Units are available from 30kV to 100kVac for a wide variety of applications.

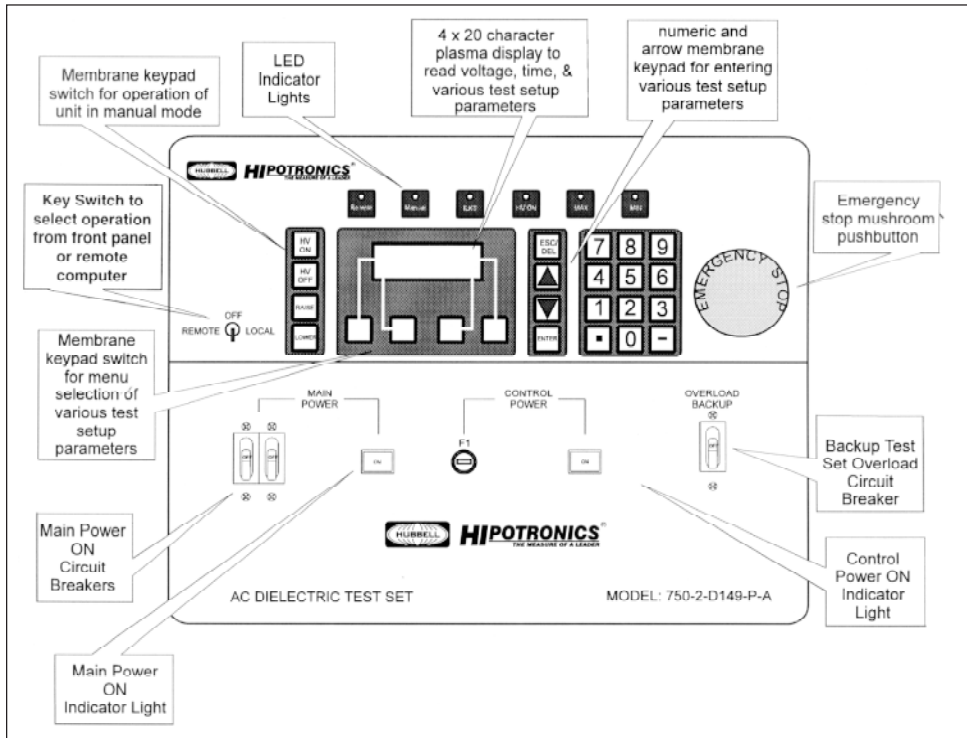


HIPOTRONICS
THE MEASURE OF A LEADER

D149 Series AC Dielectric Breakdown Tester



*Model 750-2-D149-P-A
AC Dielectric Breakdown Tester*



Front Panel Layout
700-D149-P Series

SAMPLE TEST REPORT

Time Ended	Date Test Performed	Breakdown Voltage (kV)	Withstand Voltage (kV)
16:05:10	01/07/97	38.01	34.00
16:25:44	01/07/97	37.96	34.00
17:00:23	01/07/97	37.97	34.00
17:36:32	01/07/97	37.95	34.00
18:01:05	01/07/97	37.96	34.00

SPECIFICATIONS

CATALOG NO.**	OUTPUT VOLTAGE (kV)	OUTPUT CURRENT* (mA)	VOLTAGE MEASUREMENT ACCURACY (% of reading)	INPUT VOLTAGE	NET DIMENSIONS W x H x D	NET WEIGHT	SHIP WEIGHT
730-2-D149-P	0-30 (Tap 1)	67	± 1%, 0.6-30 kV	-A 120V, 60 Hz	23 x 72 x 24 in	305 lb (137 kg)	380 lb (173 kg)
	0-6 (Tap 2)	67		-B 220V, 50/60 Hz	58 x 183 x 61 cm		
750-2-D149-P	0-50 (Tap 1)	40	± 1%, 1-50 kV	-A 120V, 60 Hz	23 x 72 x 24 in	305 lb (137 kg)	380 lb (173 kg)
	0-10 (Tap 2)	40		-B 220V, 50/60 Hz	58 x 183 x 61 cm		
775-5-D149-P-B	0-75 (Tap 1)	67	± 1%, 1.5-75 kV	220V, 50/60 Hz	72 x 72 x 36 in	1600 lb (727 kg)	1950 lb (886 kg)
	0-7.5 (Tap 2)	67			183 x 183 x 91 cm		
7100-5-D149-P-B	0-100 (Tap 1)	50	± 1%, 2-100 kV	220V, 50/60 Hz	72 x 72 x 36 in	1650 lb (750 kg)	2000 lb (909 kg)
	0-10 (Tap 2)	50			183 x 183 x 91 cm		

For further information, contact:

Hipotronics, Inc.

A Subsidiary of Hubbell, Incorporated
Route 22, P. O. Box 414
Brewster, NY 10509, U.S.A.

1-800-727-4476

Tel: 914-279-8091

Fax: 914-279-2467

NOTE: Because Hipotronics has a policy of continuous product improvement, it reserves the right to change design and specifications without notice.

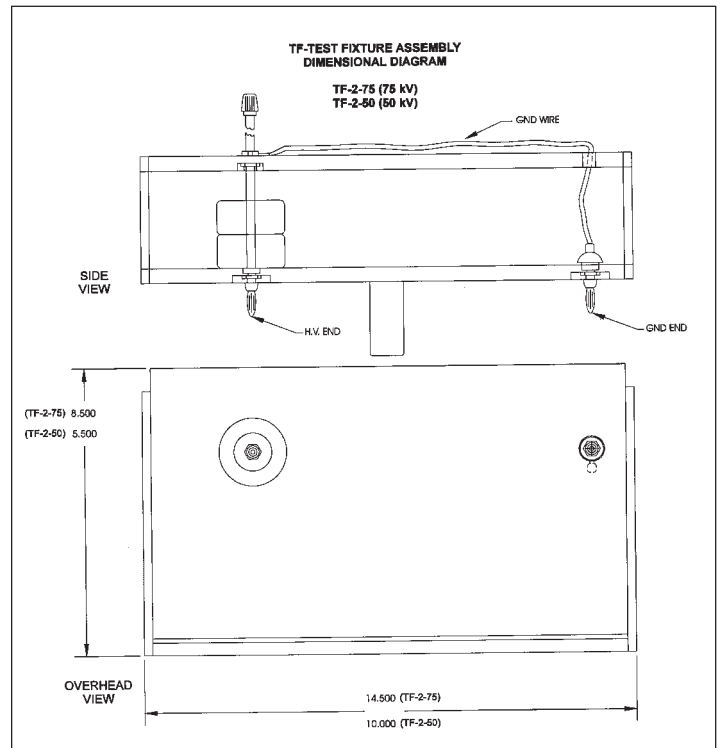



HIPOTRONICS
THE MEASURE OF A LEADER

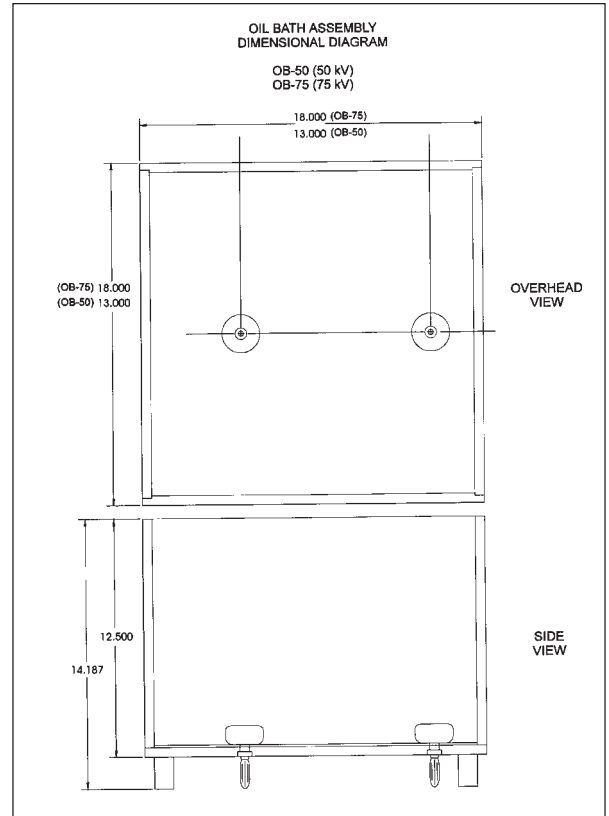

D149 Series AC Dielectric Breakdown Tester Test Fixtures

DESCRIPTION

Test fixtures for the Hipotronics D-149 series allow users to easily place material samples in the test chamber for complete and repeatable testing. These fixtures are fitted with a variety of electrodes and constructed of durable and easy to clean clear plastics. An oil bath is available for placing a test fixture in an oil bath when necessary. All of the test fixtures fit inside of Hipotronics D-149 test sets.



TF-Test Fixture Assembly



Oil Bath Assembly

CATALOG NO.	DESCRIPTION
TF-2-50	Type 1 electrodes - per ASTM D149 - 2" diameter electrode with edges rounded to 0.25" radius - for use with the 750-2-D149 or lower voltage units
TF-1-50	Type 2 electrodes - per ASTM D149 - 1" diameter electrode with edges rounded to 0.125" radius - for use with the 750-2-D149 or lower voltage units
TF-.25-50	Type 3 electrodes - per ASTM D149 - 1/4" diameter electrode with edges rounded to 0.0313" radius - for use with the 750-2-D149 or lower voltage units
TF-2-75	Type 1 electrodes - per ASTM D149 - 2" diameter electrode with edges rounded to 0.25" radius, 75kV rated - for use with the 775-5-D149 units and 7100-5-D149 units
TF-1-75	Type 2 electrodes - per ASTM D149 - 1" diameter electrode with edges rounded to 0.125" radius, 75kV rated - for use with the 775-5-D149 units and 7100-5-D149 units
TF-.25-75	Type 3 electrodes - per ASTM D149 - 1/4" diameter electrode with edges rounded to 0.0313" radius, 75kV rated - for use with the 775-5-D149 units and 7100-5-D149 units
OB-50	Oil Bath Assembly - for use with the 750-2-D149 or lower voltage units
OB-75	Oil Bath Assembly - for use with the 775-5-D149 units and 7100-5-D149 units
TL-75	Test Leads — for use with the 775-5-D149 or lower voltage units

For further information, contact:

Hipotronics, Inc.

A Subsidiary of Hubbell, Incorporated
Route 22, P. O. Box 414
Brewster, NY 10509, U.S.A.

1-800-727-4476

Tel: 914-279-8091

Fax: 914-279-2467

NOTE: Because Hipotronics has a policy of continuous product improvement, it reserves the right to change design and specifications without notice.