



## Amplifiers

### Model 1000W1000H

#### Features:

- 1200 W typical CW, 80 - 1000 MHz
- Class A design
- 100% mismatch tolerant
- Built-in fault monitoring, logging and protection
- Touch screen display
- Forward and reverse power monitoring
- VSWR monitor with user settable limit
- User settable ALC
- Remote control: Ethernet, USB, GPIB, fiber-optic serial, RS-232
- Modular design for easy maintenance and service
- Low acoustical noise

#### Applications:

- EMC (military, aviation, automotive, commercial)
- Radiated and conducted EMC testing
- General purpose, antenna, and component testing

To view our full amplifier portfolio visit: [www.arworld.us/amplifiers](http://www.arworld.us/amplifiers)

AR RF/Microwave Instrumentation  
160 Schoolhouse Rd  
Souderton, PA 18964  
215.723.8181  
info@arworld.us  
www.arworld.us  
ISO 9001:2015 Certified  
ISO 17025 :2017 Accredited

The Model 1000W1000H is a solid-state, Class A design, self-contained, air-cooled, broadband power amplifier designed for applications where instantaneous bandwidth, high gain and linearity are required. It will provide a typical of 1200 W across its operating bandwidth of 80 - 1000 MHz. Protection from input overdrive beyond 0 dBm is provided as well as protection from various failure conditions including over-temperature and power supply faults.

A front panel display indicates the operational status and fault conditions. All amplifier control functions, and status indications are available remotely using GPIB/IEEE-488, RS-232, fiber-optic serial, USB, or Ethernet. Interface connectors are located on the back panel. Local and remote operation is managed by a switch on the front panel.

This is a multiple purpose amplifier. The low level of spurious signals and linearity make it ideal for use as a driver in testing wireless and communication components and subsystems. By covering such a wide bandwidth, it is suitable for 5G testing applications. Due to the Class A design, it is also suitable for EMC Test applications where continued operation into high VSWR loads including open and short circuits is required.

The export classification for this equipment is EAR99. These commodities, technology or software are controlled for export in accordance with the U.S. Export Administration Regulations. Diversion contrary to U.S. law is prohibited.



Model 1000W1000H

- 1150 W, 80 - 650 MHz
- 1000 W, 650-1000 MHz

Electrical Specifications					
Parameter	Symbol	Minimum	Typical	Maximum	Unit
Rated Power Output (80 - 650 MHz)	PSAT	1100	1250	>1400	W
Rated Power Output (650 - 1000 MHz)	PSAT	1000	1100	>1200	W
Input for Rated Output	Pin			1	mW
				0	dBm
Power Output @ 3dB Compression (80 - 650 MHz)	P3dB	1100	1250	>1400	W
Power Output @ 3dB Compression (650 - 1000 MHz)	P3dB	1000	1100	>1200	W
Power Output @ 1dB Compression (80 - 650 MHz)	P1dB	1050	1150	>1200	W
Power Output @ 1dB Compression (650 - 1000 MHz)	P1dB	950	1000	>1100	W
Operating Frequency	BW	80		1000	MHz
Gain (Small Signal)		62	65	66	dB
Gain Reduction Adjustment (when below gain compression)		20	22	55	dB
Flatness @ small signal	$\Delta G$		$\pm 1.5$	$\pm 2.0$	dB
Input Impedance	Z in		50		Ohm
			1.3:1	1.5:1	VSWR
Output Impedance	Z out		50		Ohm
3 <sup>rd</sup> Order Intercept	IP3		+66		dBm
Noise Figure	NF		6	8	dB
Harmonic Distortion @ 1000 W	H2, H3		-40	-20	dBc
Spurious			-73		dBc
Power Consumption	P <sub>D</sub>			3750	W
Modulation Capability		AM, FM or Pulse			

Absolute Maximum Rating				
Exceeding any of the limits listed here may result in permanent damage to the device.				
Parameter	Minimum	Typical	Maximum	Unit
RF Drive		0	+13	dBm
RF Load		1:1	$\infty$	VSWR
RF Load Reflected Will operate without damage or oscillation when connected to any load impedance without the aid of foldback circuitry.			100	%
AC Power (single phase)	200		240	VAC
AC Power	47		63	Hz
Ambient Temperature	+5	+25	+40	°C
Storage Temperature	-20		+50	°C
Altitude			1000	m
Shock/Vibration	Normal Truck Transport			

AR RF/Microwave Instrumentation • 160 Schoolhouse Rd, Souderton, PA 18964 • 215-723-8181 • info@arworld.us • www.arworld.us • ISO 9001:2015 Certified • ISO 17025:2017 Accredited



Model 1000W1000H

- 1150 W, 80 - 650 MHz
- 1000 W, 650-1000 MHz

Mechanical Specifications		
Parameters	Typical	Unit
Dimensions (26U Rack) (W x H x D)	57.3 x 136.0 x 67.1	cm
	22.6 x 53.5 x 26.5	in
Weight	156	kg
	343	lb
Cooling	Forced air (self-contained fans) Side inlets / rear outlet $\Delta t = +7^{\circ}\text{C}$ (typical)	
Acoustical Noise (Measured @ 1 meter from the front)	64 (typical)	dBA

Regulatory Compliance	
Type	Standard
EMC	EN 61326-1
Safety	UL 61010-1
	CAN/CSA C22.2 #61010-1
	CENELEC EN 61010-1
RoHS	Directive 2011/65/EU
Export	EAR99

Connector interfaces	
Function	Type
RF input	N female (50 $\Omega$ ), rear
RF output	7-16 DIN female (50 $\Omega$ ), rear
RF sample	N female (50 $\Omega$ ), rear (60dB typical)
IEEE-488	24-pin
RS-232	9-pin subminiature D female
RS-232 (fiber optic)	ST
USB 2.0	Type B
Ethernet	RJ-45
Interlock	15-pin subminiature D female
AC Input	5-meter harmonized power cord supplied with amplifier. The power cord is left open-ended to allow for facility power connection of user's choice.



Model 1000W1000H

- 1150 W, 80 - 650 MHz
- 1000 W, 650-1000 MHz

## Ordering Options

**1000W1000H** - **N** - **R** - **716** - **RF Sample Ports**

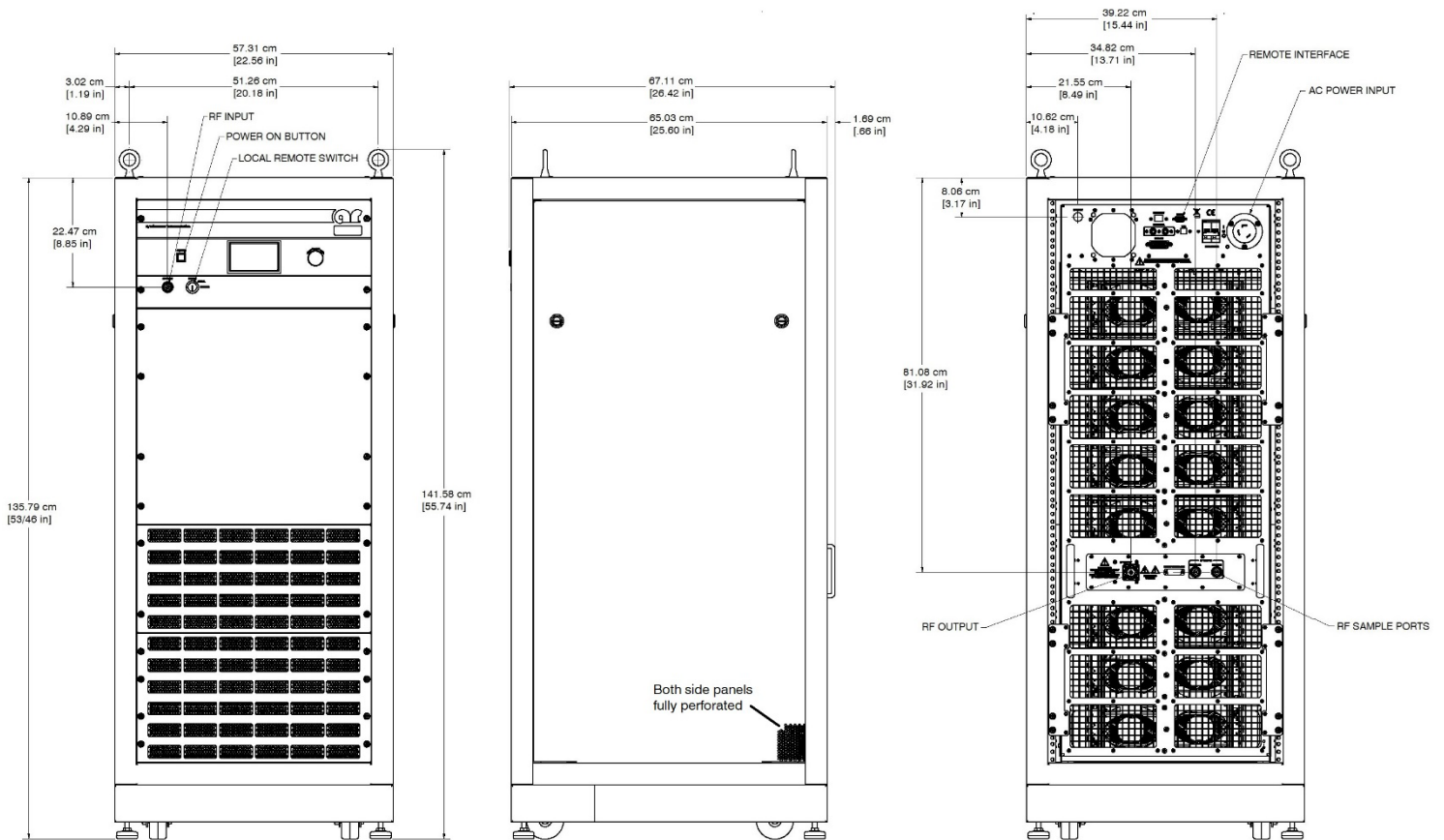
**Model**                      **RF IN Conn Location, Type**                      **RF OUT Conn Location, Type**                      **RF Sample Ports**

Connector Location	
Front	F
Rear	R

RF Sample Ports	
Front	SPF
Rear	SPR

Contact your AR RF/Microwave Instrumentation Sales Associate for specific model configuration pricing.

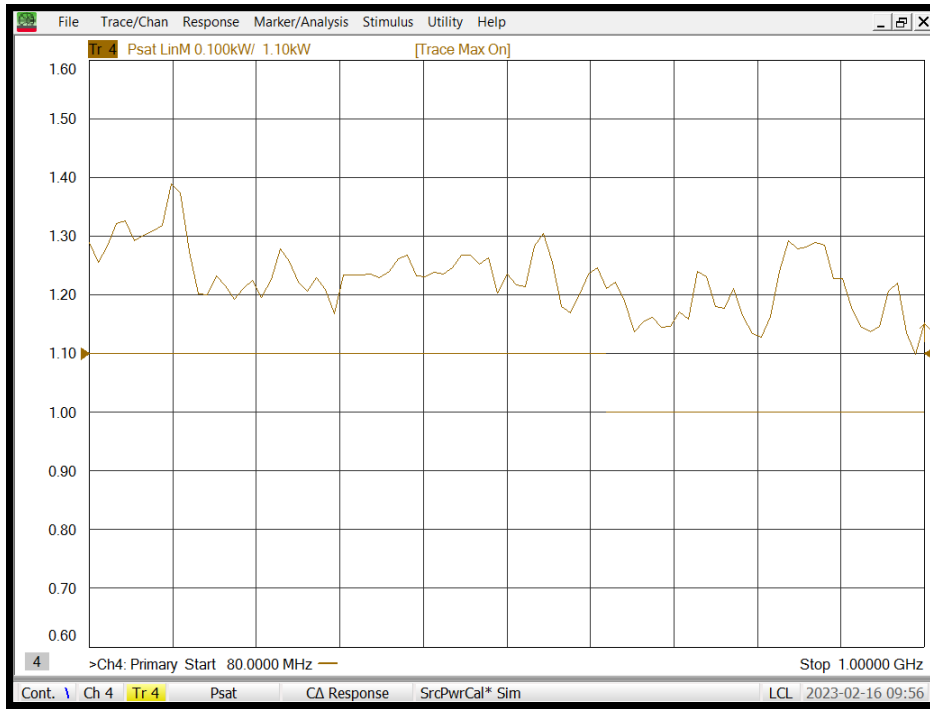
## Envelope Drawing



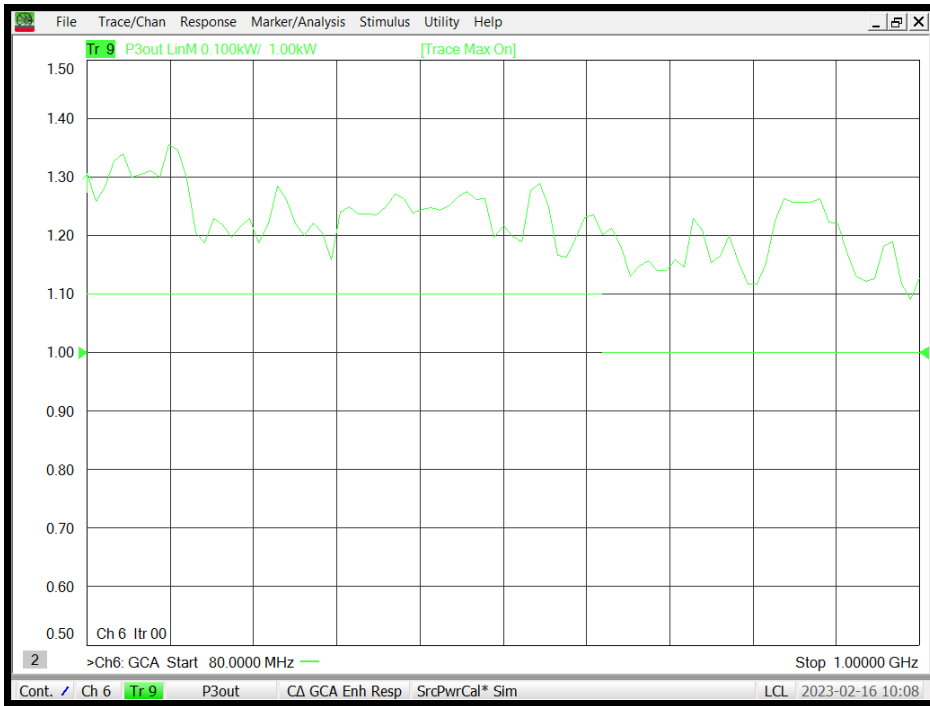
Model 1000W1000H

- 1150 W, 80 - 650 MHz
- 1000 W, 650-1000 MHz

### TYPICAL PSAT POWER @ 0 dBm INPUT



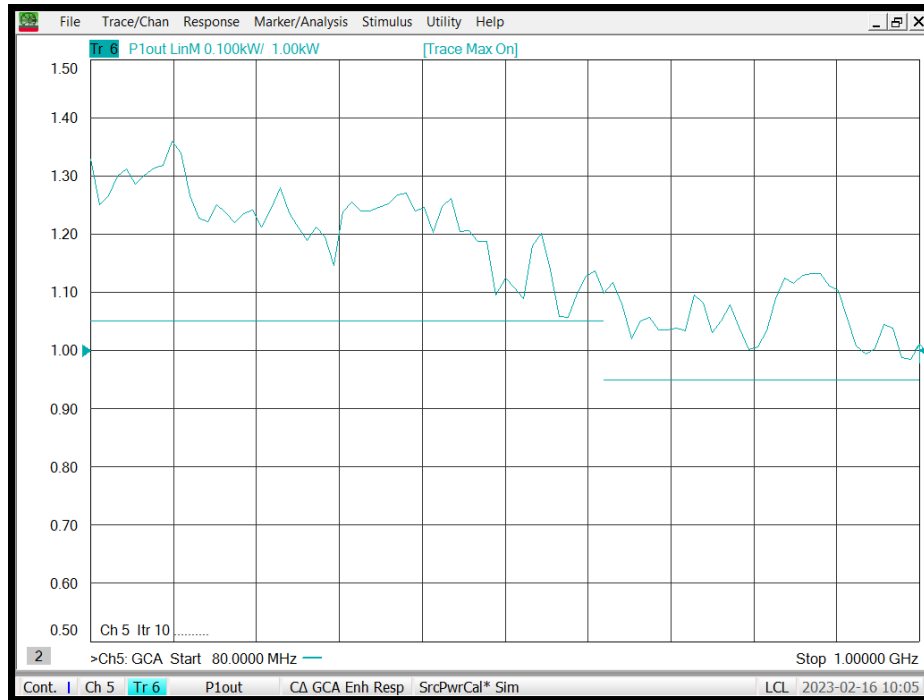
### TYPICAL POWER @ P3 dB COMPRESSION



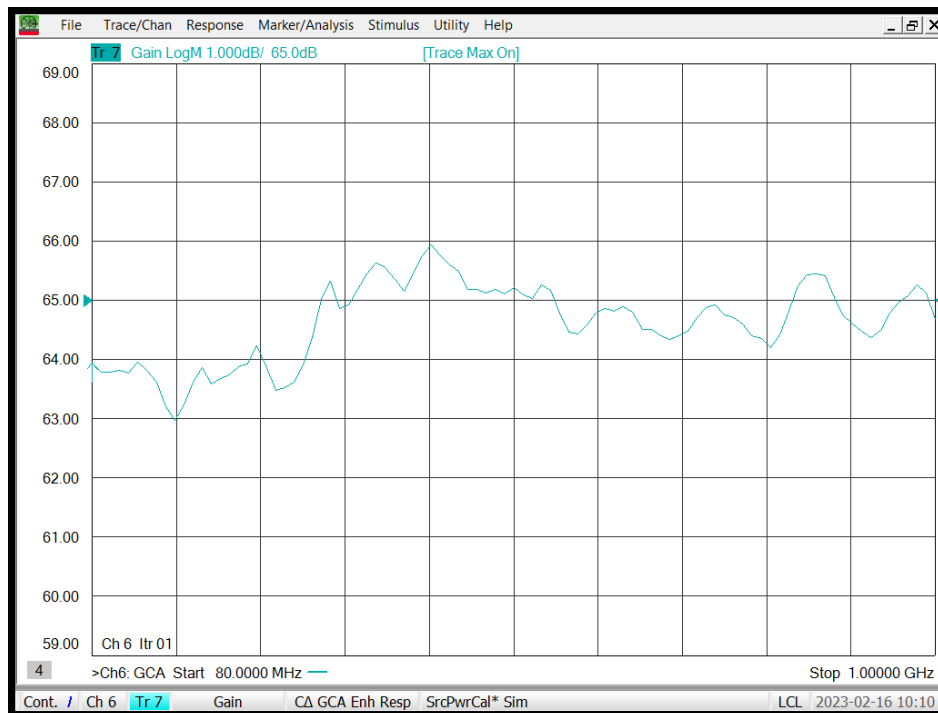
Model 1000W1000H

- 1150 W, 80 - 650 MHz
- 1000 W, 650-1000 MHz

### TYPICAL POWER @ P1dB COMPRESSION



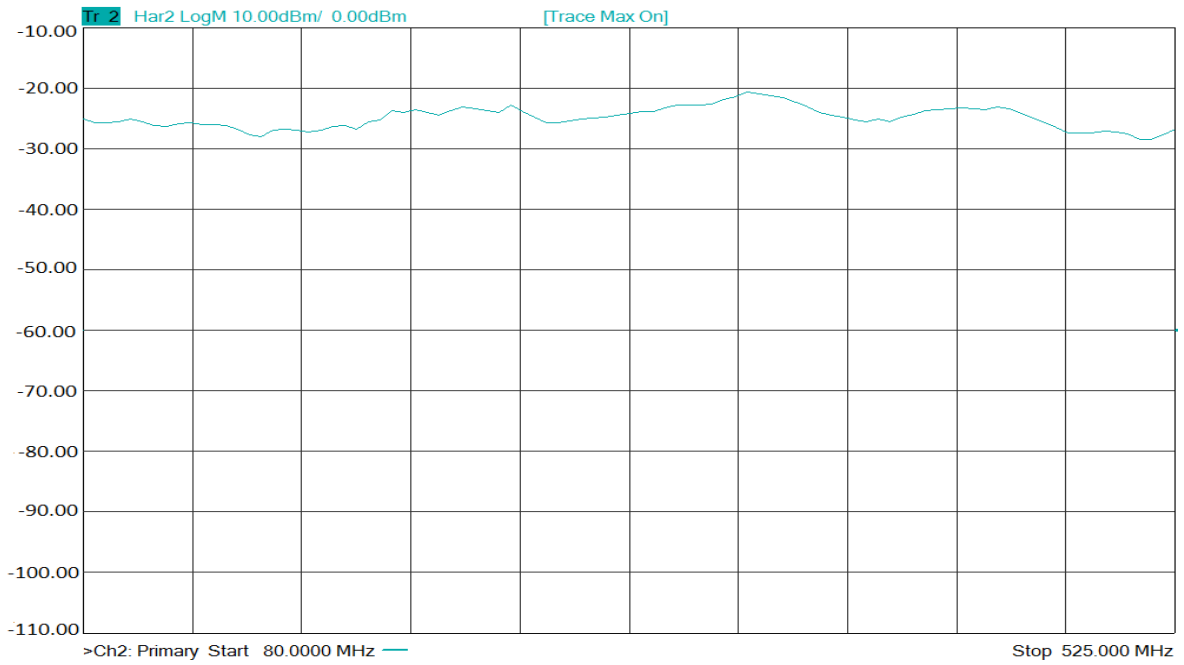
### TYPICAL SMALL SIGNAL GAIN @ -20 dBm INPUT



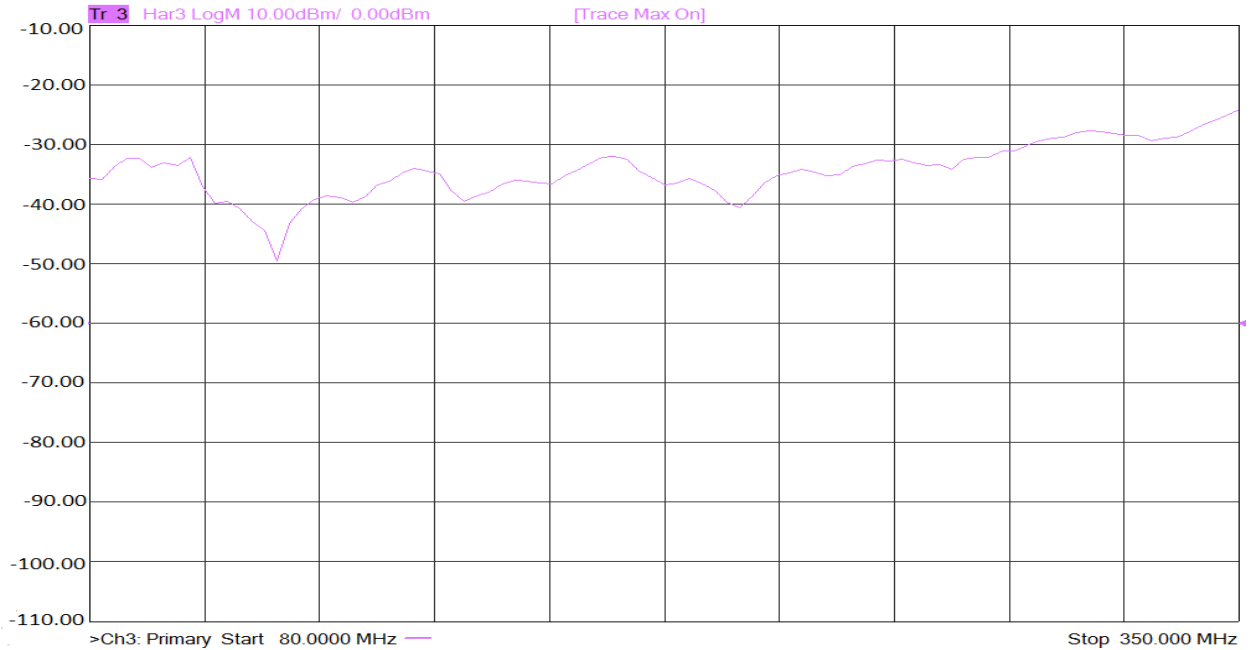
Model 1000W1000H

- 1150 W, 80 - 650 MHz
- 1000 W, 650-1000 MHz

### TYPICAL 2<sup>nd</sup> HARMONICS @ 1000 W



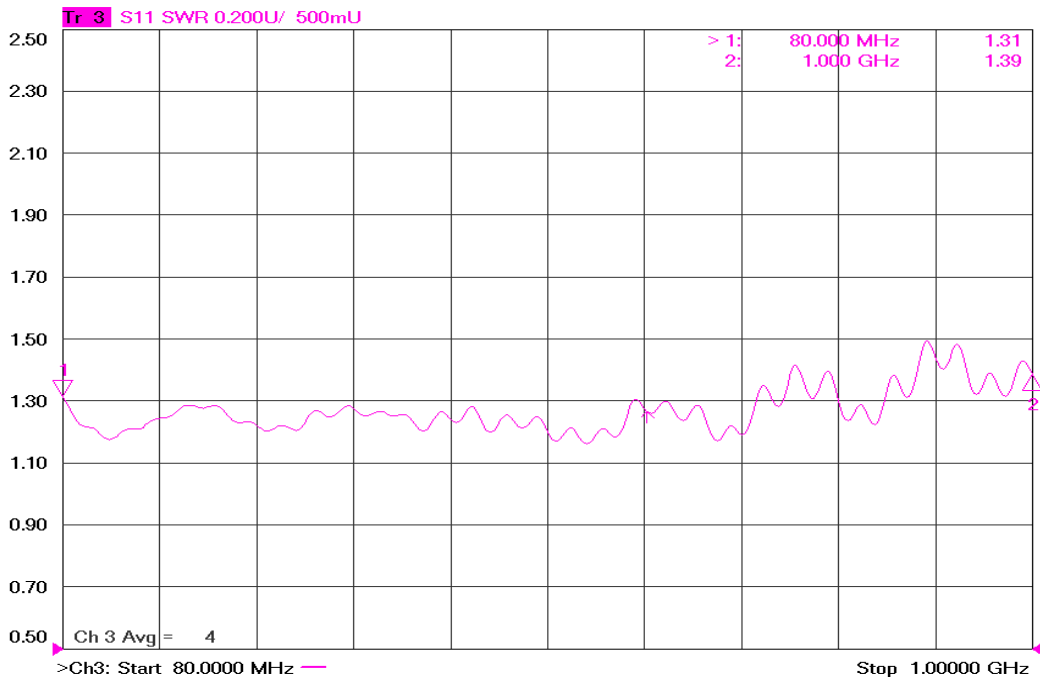
### TYPICAL 3<sup>rd</sup> HARMONICS @ 1000 W



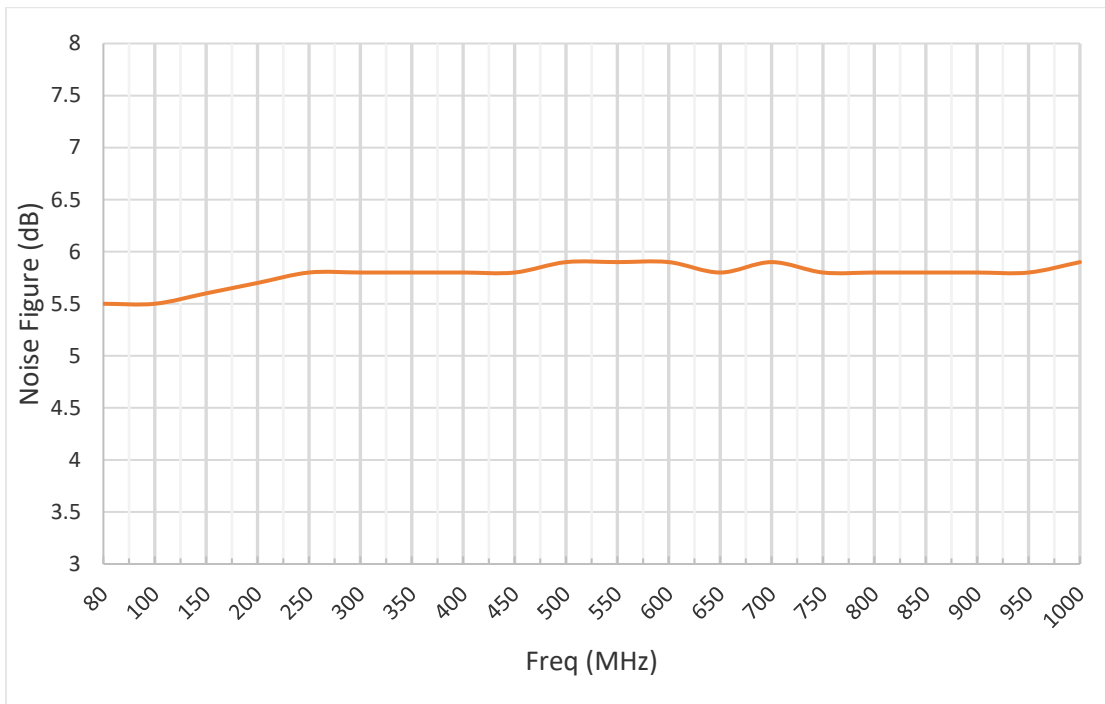
Model 1000W1000H

- 1150 W, 80 - 650 MHz
- 1000 W, 650-1000 MHz

### TYPICAL INPUT VSWR



### TYPICAL NOISE FIGURE



AR RF/Microwave Instrumentation • 160 Schoolhouse Rd, Souderton, PA 18964

To order AR Products, call: 215.723.8181. For an applications engineer, call: 800.933.8181. Direct to Service call: 215.723.0275 or email: [service@arworld.us](mailto:service@arworld.us)

For Faxing Orders: 866.859.0582 (Orders Only Please) [info@arworld.us](mailto:info@arworld.us)

Approved for public release by AR RF/Microwave Instrumentation ISO 9001:2015 Certified • ISO 17025:2017 accredited

Revision 021623

