

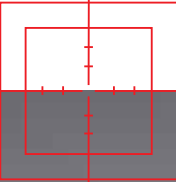
OPTALIGN® smart RS5

The power of precision shaft alignment



Always one step ahead

with precision shaft alignment



RS5 technology

- ▶ 5-axis XL HD PSD
- ▶ Precision built-in inclinometer
- ▶ Ambient light compensation
- ▶ Faster data transmission
- ▶ Laser and sensor battery status warning
- ▶ Longer laser and sensor runtime
- ▶ Bluetooth® integrated



Benefits of laser shaft alignment

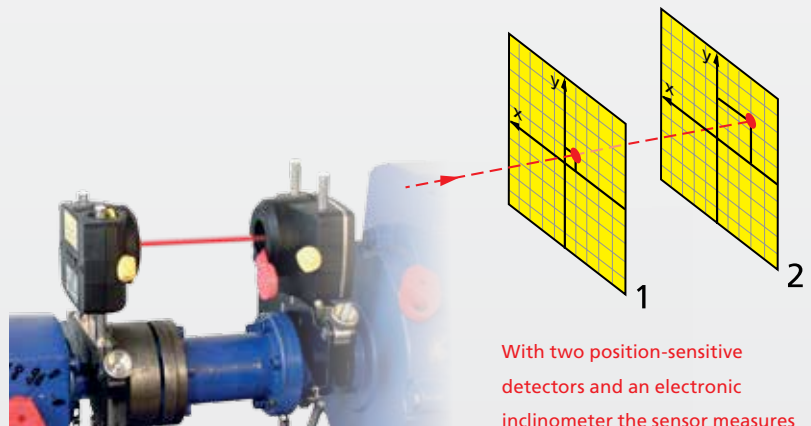
- ▶ Reduced energy consumption
- ▶ Reduction in bearing, seal, shaft and coupling failure
- ▶ Reduced bearing and coupling temperatures
- ▶ Reduced vibration
- ▶ No cracking or breaking of shafts
- ▶ Secure foundation bolts

Faster and smarter shaft alignment

with OPTALIGN® smart RS5 technology

The measurement principle

OPTALIGN® smart RS5 uses a single laser and a 5-axis sensor. The sensor contains two fully-linearized biaxial position detectors and a precision inclinometer. It can precisely measure relative shaft movement in five degrees of freedom. This measurement principle is the only one which allows 'Live Move' with concurrent monitoring of the vertical and horizontal machine corrections and with the sensor at any angular position.



With two position-sensitive detectors and an electronic inclinometer the sensor measures the exact position of the laser beam as the shafts are rotated.


The SWEEP measurement mode

With this exclusive and patented measurement mode, data is automatically and continuously collected as the shafts are rotated. During shaft rotation, a large number of measurement points are captured to accurately determine the alignment condition. Measurement can start at any position and in any direction.



Concurrent Live Move

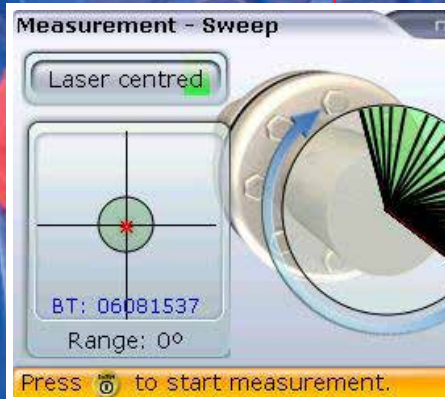
Monitor the machine corrections concurrently in both horizontal and vertical directions with laser and sensor mounted at any angular position on the shaft.



OPTALIGN® smart RS5 is packed with powerful functions for the alignment of horizontal, vertical and flange-mounted machines. The system has been designed for industrial applications and can be used in extreme maintenance working conditions.

3 keys to precision alignment


The main function keys allow a quick switch between the main functions during the alignment.



OPTALIGN® smart RS

Machine shaft alignment with a twist

Only three steps to the perfect alignment



Laser / Sensor

The OPTALIGN® smart RS5 measurement principle is based on the patented single laser beam technology which uses one laser and a sensor including two biaxial position detectors and an electronic inclinometer.

Computer

The OPTALIGN® smart RS5 computer features a high resolution TFT colour display for clear information readability even in unfavourable light conditions. The computer is operated by disposable or Li-Ion rechargeable batteries. The USB interface enables easy connection to a PC and other peripheral devices such as a printer.

Operation and user interface

The alphanumeric keyboard and the navigation keys ensure comfortable operation of the measurement system. With the context menu the user can easily access all required options. The status line text provides valuable guidance for beginners. The alignment results are clearly displayed in graphic and digital formats.

▶ Bluetooth® communication

Convenient and flexible wireless data transmission.

▶ SWEEP measurement mode

Automatic collection of alignment data during shaft rotation.

▶ Concurrent Live Move

Monitor the machine corrections in both horizontal and vertical directions with laser and sensor at any angular position on the shaft.

▶ Single laser technology

Patented single laser/sensor technology for easy set-up.

▶ InfiniRange®

This function extends the detector surface, making it possible to measure machines with severe angular misalignment or distant from each other. Rough alignment is not necessary, and the initial alignment condition is recorded and documented.

▶ Intuitive user guidance

The system guides the user step-by-step to determine the machinery alignment condition and its tolerance evaluation.

▶ Flip machines

Swap the position of the machines e.g. motor and pump, together with machine dimensions.

▶ Automatic evaluation of alignment

The Smiley and LED provide visual indication of the alignment condition and a live status update during machine correction.

▶ Soft foot check

Measure, correct and save results.

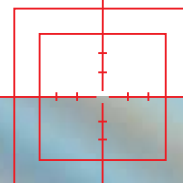
▶ File management

Save measurement files in the device or transfer reports as PDF to a USB memory stick.

▶ Data protection

Auto save and resume capability.

OPTALIGN® smart RS5 powerful features



Standard features

| |
|--|
| Bluetooth® integrated |
| Live Move – concurrently monitors horizontal and vertical corrections |
| Alignment of horizontal, vertical and flange-mounted machines |
| Alignment of coupled, uncoupled and non rotatable shafts |
| Fixed feet selection – resolves base-bound or bolt-bound problems |
| Soft foot check – measure, correct and save results |
| Automatic continuous measurement as shaft is rotated – start and stop rotation at any position |
| Automatic evaluation of alignment condition with TolChek® and user-defined tolerances |
| Results table to verify measurement repeatability |
| Flip machines to swap the position of the machines e.g. motor and pump |
| InfiniRange® extends detector measurement range to handle any amount of misalignment |
| Checking the effects of pipe strain on machine |
| Static measurement mode – requires any 3 of the 8 available 45° measurement positions |
| Save reports as PDF directly to a USB stick |
| Data protection – auto save and resume capability |

Powerful options

| |
|--|
| 3-machine train alignment |
| Enter alignment targets and thermal growth values including input of dial indicator readings |
| 2D straightness application |
| Multipoint mode – measurement at any 3 or more positions over 60° rotation or more |
| Alignment of cardan and spacer shafts |
| Heavy-duty rechargeable Li-Ion battery |
| Our alignment software to manage measurement files and create reports |



OPTALIGN® smart RS5 technical data

| RSS BT sensor | |
|--------------------------|---|
| Type | 5-axis sensor: 2 planes (4 displacement axes and angle) Measurement area: unlimited, dynamically extendible (U.S. Patent 6,040,903) Resolution: 1 µm (0.04 mil) and angular 10 µRad Accuracy (avg): > 98% Measurement rate: approx. 20 Hz |
| Inclinometer | Resolution: 0.1° Error: 0.3% full scale |
| LED indicators | 1 LED for laser adjustment and battery status 1 LED for Bluetooth communication |
| Power supply | Lithium-Ion rechargeable battery: 3.7 V / 5 Wh Operating time: 10 hours (continuous use) Charging time: Using charger – 2.5 h for up to 90%; 3.5 h for up to 100% Using USB port – 3 h for up to 90%; 4 h for up to 100% |
| External interface | Integrated Bluetooth 4.1 Smart Ready wireless communication USB 2.0 Full Speed |
| Transmission distance | Up to 30 m [98 ft] direct line of sight |
| Environmental protection | IP 65 (dustproof and water jets resistant), shockproof Relative humidity: 10% to 90% |
| Ambient light protection | Yes |
| Temperature range | Operation: -10°C to 50°C [14 °F to 122°F] Storage: -20°C to 60°C [-4°F to 140°F] Charging: 0°C to 40°C [32°F to 104°F] |
| Dimensions | Approx. 105 x 74 x 58 mm [4 9/64" x 2 29/32" x 2 1/4"] |
| Weight | Approx. 235 g [8 1/3 oz.] |
| CE conformity | Refer to the CE compliance certificate in www.pruftechnik.com |
| Laser | |
| Type | Semiconductor laser diode |
| Beam divergence | 0.3 mrad |
| Beam power | < 1 mW |
| Wavelength | 630 – 680 nm (red, visible) |
| Safety class | The laser complies with 21 CFR 1040.10 and 1040.11 except for deviations pursuant to Laser Notice No. 50, dated June 24, 2007. |
| Safety precautions | Do not look into laser beam |
| Power supply | Batteries 2 x 1.5 V IEC LR6 ("AA") Operating time: 180 hours |
| Environmental protection | IP 65 (dustproof and water jets resistant), shockproof Relative humidity: 10% to 90% |
| Temperature range | Operation: -10°C to 50°C [14°F to 122°F] Storage: -20°C to 60°C [-4°F to 140°F] |
| Dimensions | Approx 105 x 74 x 47 mm [4 9/64" x 2 29/32" x 1 27/32"] |
| Weight | Approx. 225 g [7 15/16 oz.] |
| CE conformity | Refer to the CE compliance certificate in www.pruftechnik.com |

| Computer | |
|--------------------------|--|
| CPU | Marvell XScale PXA270 running at 520 MHz |
| Memory | 64 MB RAM, 64 MB Flash |
| Display | Type: TFT, transmissive (sunlight-readable), 65 535 colours, backlit LED Resolution: 320 x 240 Pixel Dimensions: 3.5 inch (89 mm) diagonal Keyboard elements: Navigation cursor cross with up, clear and menu keys; Alphanumeric keyboard with dimensions, measure and results hard keys |
| LED indicators | 4 LEDs for laser status and alignment condition 2 LEDs for wireless communication and battery status |
| Power supply | Disposable batteries: 6 x 1.5 V IEC LR6 ("AA") Lithium-Ion rechargeable battery: 7.4 V / 2.5 Ah / 18.5 Wh (optional) Operating time: 18 hours typical use (based upon an operating cycle of 25% measurement, 25% computation and 50% 'sleep' mode) |
| External interface | USB host USB slave RS232 (serial) for sensor Integrated wireless communication, class 1, transmitting power 100 mW AC adapter/charger socket |
| Environmental protection | IP 65 (dustproof and water jets resistant), shockproof Relative humidity: 10% to 90% |
| Temperature range | Operation: -10°C to 50°C [14 °F to 122°F] Storage: -20°C to 60°C [-4°F to 140°F] Charging: 0°C to 40°C [32°F to 104°F] |
| Dimensions | Approx. 214 x 116 x 64 mm [8 7/16" x 4 7/16" x 2 1/2"] |
| Weight | 865 g [1.9 lb] |
| CE conformity | Refer to the CE compliance certificate in www.pruftechnik.com |
| Carrying case | |
| Standard | ABS, drop tested 2 m [6 1/2 ft] |
| Dimensions | Approx. 480 x 400 x 195 mm [18 5/64" x 15 47/64" x 7 43/64"] |
| Weight | Including all standard parts: approx. 8.3 kg [18.3 lb.] |

Services and customer support

- ▶ Alignment high-tech lab
- ▶ Customized product training
- ▶ Machinery service – worldwide
- ▶ Calibration and repair



PRUFTECHNIK

proven technology for all industries

With our products, processes and services for alignment applications, condition monitoring and availability optimization, we help ensure that your machines run smoothly and generate an output of consistently high quality. This also includes systems for automatic process control and quality assurance that are integrated directly in your production process.

PRUFTECHNIK delivers maintenance solutions worldwide



Alignment Systems



Condition Monitoring



Nondestructive Testing



Service & Support

Laser measurement systems and services for optimum alignment of machines and systems.

Vibration measurement systems for machine condition monitoring – including services such as machinery fault diagnosis.

Systems and services for quality assurance and process control in production.

We offer professional services anywhere in the world to support our customers with alignment and condition monitoring.



Approval of Air Carrier Security Programs

www.pruftechnik.com

OPTALIGN®, TolChek® and InfiniRange® are registered trademarks of PRUFTECHNIK Dieter Busch AG. No copying or reproduction of this information, in any form whatsoever, may be undertaken without express written permission of PRUFTECHNIK Dieter Busch AG. The information contained in this leaflet is subject to change without further notice due to the PRUFTECHNIK policy of continuous product development. PRUFTECHNIK products are subject to patents granted or pending throughout the world.
© Copyright 2016 by PRUFTECHNIK Dieter Busch AG.



PRUFTECHNIK
Condition Monitoring GmbH
Oskar-Messter-Str. 19-21
85737 Ismaning, Germany
Tel.: +49 89 99616-0
Fax: +49 89 99616-200
info@pruftechnik.com
www.pruftechnik.com
A member of the PRUFTECHNIK group