



Advanced Test Equipment Corp.
www.atecorp.com 800-404-ATEC (2832)

OLYMPUS

Your Vision, Our Future

Industrial Videoscope

IPLEX G Lite

IPLEX

The Portable, Powerful Videoscope



Small and Tough Enough to Use Almost Anywhere

The IPLEX G Lite industrial videoscope packs powerful imaging capabilities into a small, rugged body. Lightweight and able to go almost anywhere, the IPLEX G Lite videoscope provides users working in challenging environments with a remote visual inspection tool that has the image quality and ease of use to get the job done.



Get More, Do More

Go Anywhere

- Lightweight and easy to carry
- Rugged and durable

True to Your Image

- Twice as bright as its predecessor (IPLEX UltraLite)
- High frame rate for smooth videos

Fast and Easy

- Responsive joystick and precise movements
- Images that show fine details
- Interchangeable UV and IR light modules



Go Anywhere

Fits comfortably in your hand

Ergonomically designed and weighing only 1.15 kg (2.5 pounds), the IPLEX G Lite videoscope can be carried to almost any job site and used comfortably.



Made to travel

The videoscope and its accessories fit neatly in a lightweight travel case small enough to fit under an airplane seat.



Durable

Designed to meet IP65 standards for protection against dust and water, and built to pass U.S. Department of Defense testing (MIL-STD), IPLEX G Lite videoscopes can be used in harsh conditions, including rain, high humidity, salt fog, dust, freezing rain, electromagnetic environments, and even explosive atmospheres.



Visit our website for more information.

True to Your Image

Better Images through Innovation

Dynamic image optimization

The PulsarPic image processor constantly optimizes your images by reducing halation, balancing exposure, and optimizing gain quality.

Bright illumination

The IPLEX G Lite videoscope's LED light source is twice as bright as its predecessor (IPLEX UltraLite), helping you locate problems and defects in dark areas and lighting up large spaces.

60 frames per second (fps) video

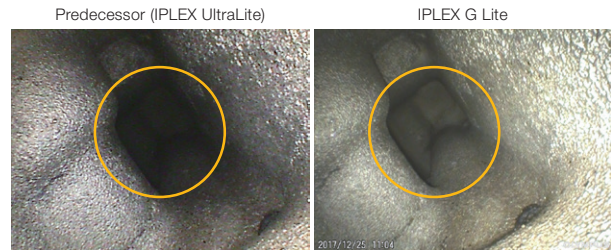
Capture smooth videos with the videoscope's high frame rate. If you're recording a moving object, you can obtain clear videos with no stutter.

Contrast matching


WiDER image processing increases the contrast of dark areas in your images to match that of bright areas, enabling you to see fine details throughout the entire image.

True colors and reduced noise

A noise reduction algorithm minimizes noise in dark videos and helps ensure accurate color reproduction.




Bright illumination, even in large and deep areas



Smooth videos at 60 fps

Powerful measurement tools

IPLEX G Lite videoscopes are equipped with a scaler measurement tool that enables you to size objects using a reference defect. For more advanced functionality, add optional stereo measurement to size objects using precise three-dimensional coordinates.



Flexible UV and IR lighting options

Interchangeable ultraviolet (UV) and infrared (IR) lighting options are available to expand the videoscope's capabilities. UV is used to detect fine scratches that are hard to see with the naked eye while IR illumination works well for capturing images in the dark.



Visit our website for more information.



Fast and Easy

Responsive joystick, precise movements

The IPLEX G Lite videoscope's ergonomic design is complemented by TrueFeel articulation, making the joystick incredibly responsive. A light touch produces an immediate response and precise movement from the insertion tube so that it is easier to maneuver the scope.



Image Capture Made Easy

Smooth videos

The 60 fps recording speed renders smooth videos, even if the object is moving.

Take still images while recording video

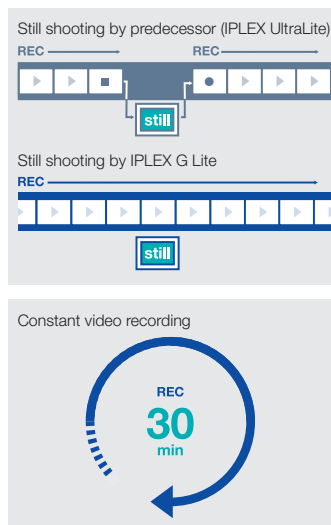
With the push of a button, take a still image while you're recording a video.

Constant video recording

Ever forget to hit record at the start of your inspection? No problem—the videoscope automatically records the last 30 minutes of your inspection, even between startups and battery changes.

Add bookmarks to your videos

When you're recording a video, it's simple to add a bookmark so you can find the location again quickly.



See clearly in oily environments

When inspecting in oily environments, such as the gearbox of a wind turbine, getting oil on the scope's lens can make it difficult to see. The oil clearing tip adaptor uses capillary action to draw oil away from the lens so that you get clearer images without having to stop, withdraw the insertion tube, clean the lens, and resume the inspection.



Convenient controls

All the videoscope's functions can be controlled using the responsive touch screen or with the conveniently located quick access buttons.



Screen sharing

Wirelessly send live inspection images and video to smartphones and tablets.

Note: Only iOS is supported. Using the new Olympus Image Share App available on the App Store.



Visit our website for more information.

Accessories

1 Carry case

The hard-walled carry case is lightweight and small enough to fit under an airplane seat while protecting the videoscope against the rigors of travel.



2 Memory card



3 AC power adaptor

The instrument can be powered either by the battery or with the AC power adaptor.



4 Lithium-ion battery

BLH-1(MAJ-2340)

The battery powers the videoscope for up to 90 minutes of continuous use.



5 Rigid sleeve sets

MAJ-1253 (for 6.0 mm insertion tube)
MAJ-1737 (for 4.0 mm insertion tube)

Sets are available for 6 mm and 4 mm scopes. Each set comes with three rigid sleeves, measuring 250 mm, 340 mm, and 450 mm in length.

Note: The carry case can only accommodate the 250 mm and 340 mm sleeves.



6 Interchangeable light sources

MAJ-2336 (White light)
MAJ-2337 (UV light)
MAJ-2338 (IR light)

Ultraviolet (UV) and infrared (IR) lighting options are available to expand the videoscope's capabilities.



7 Optical adaptors

A variety of optical adaptors for the scope enable you to change the angle, direction, and depth of view.



IPLEX G Lite videoscope dimensions



Carry case dimensions



IPLEX G Lite Specifications

BASIC FUNCTIONS

Model No.	IV9420GL	IV9435GL	IV9620GL	IV9635GL	IV96100GL	
Insertion tube	Scope diameter	ø 4.0 mm		ø 6.0 mm		
	Scope length	2.0 m	3.5 m	2.0 m	3.5 m	10.0 m
	Exterior	High durability tungsten braid				
	Tube flexibility	Uniform stiffness				Tapered Flex tube with flexibility that gradually increases toward the distal end
Articulation section	Temperature sensor	2-stage indicator for high temperature warning				
	Articulation angle up/down/right/left	130°		150°		110°
	Articulation operation	TrueFeel electronic scope tip articulation				
Approx. system weight (with battery)	1.15 kg	1.21 kg	1.23 kg	1.34 kg	1.83 kg	
Dimensions (W x D x H)	128 mm x 203 mm x 110 mm (5 in. x 8 in. x 4.3 in.)					
Dimensions of carrying case	455 mm x 330 mm x 185 mm (18 in. x 13 in. x 7.2 in.) Carry-on size on most airlines					
Display	LED illumination					
Power supply	AC power	100 V to 240 V, 50/60 Hz (with supplied AC adaptor)				
	Battery	7.4 V nominal, approx. (with supplied battery); Battery operation time: approx. 90 minutes (use ECO mode to extend the life of the battery)				
Video output standard	Type C HDMI 1.4					
Headset terminal (microphone input / audio output)	ø 3.5 mm mini plug CTIA					
Live image streaming	Attach the recommended USB wireless LAN adaptor to the Type A USB connector					

SOFTWARE MANIPULATIONS

Image manipulations	5X digital zoom, 16 step brightness control
Gain control	4 step adjustable gain control (Manual, Auto, Wider 1, Wider 2)
Dynamic noise reduction	Available
Display text options	30-character title display
Note text options	30-character title display, mark, free drawing
Image display functions	Live image can be displayed right-to-left or left-to-right, inverted up-and-down, or rotated 180 degrees

RECORDING MANAGEMENT FUNCTIONS

Recording media	Standard recording	SDHC (with supplied SDHC)
	Constant video recording	micro SDHC (micro SD card required to use the constant video function)
Internal memory	Available (only still image recording)	
Overlay	Selectable 30 character title with date, time, optical tip, logo, title, and system settings; Olympus logo, title, and system settings	
Thumbnail image display	Recorded images can be displayed as thumbnails	
Still image recording	Resolution	H768 x V576 (Pixel)
	Recording format	Compressed JPEG format
Video recording	Resolution	H768 x V576 (Pixel)
	Recording format	MPEG 4 AVC/H.264 conforms to Baseline Profile: compatible with Windows Media Player 12
	Frame rate	60 fps / 30 fps

MEASUREMENT FUNCTIONS

Scaler measurement	Using a reference length to measure an object's length
--------------------	--

STEREO MEASUREMENT FUNCTIONS – UPGRADE FOR OPTIONAL FUNCTIONALITY

Distance	Distance between two points
Point-to-line	Perpendicular distance between a point and a user-defined line
Depth	Orthogonal depth/height distance between a point and a user-defined plane
Area/Lines	Multiple point circumference and area measurement

OPERATING ENVIRONMENT

Operating temperature	Insertion tube	In air: -25 °C to 100 °C (-13 °F to 212 °F); in water: 10 °C to 30 °C (50 °F to 86 °F)
	Other parts	In air: -10 °C to 40 °C (14 °F to 104 °F) (with battery) In air: 0 °C to 40 °C (32 °F to 104 °F) (with AC power adaptor/when charging battery)
Relative humidity	All parts	15 to 90%
Relative humidity	All parts	Operable when exposed to machine oil, light oil, or 5% saline solution
Dust proofing and Waterproofing	Insertion tube	Operable under water with viewing tip adaptor attached; Not operable underwater with stereo measurement tip adaptors IV94 series – Up to an equivalent to 3.5 m (11.5 ft) in depth IV96 series – Up to an equivalent to 10 m (32.9 ft) in depth
	Other parts	IP65 (Battery cover and others must be closed); Not operable under water

MIL-STD COMPLIANCE

Environmental performance confirmed using MIL-STD-810G and MIL-STD-461G testing. No warranty is given that ensures the devices are free of damage under any conditions. Please ask an Olympus representative for details.

Type	Vibration	Shock	Water Resistance	Humidity	Salt Fog	Sand and Dust	Icing/Freezing Rain	Explosive Atmosphere	Electromagnetic Interference (EMI)
Method	MIL-STD-810G, METHOD 514.7, Procedure I (General vibration test)	MIL-STD-810G, METHOD 516.7, Procedure IV (Transit drop test)	MIL-STD-810G, METHOD 506.6, Procedure I (Rain and blowing rain test)	MIL-STD-810G, METHOD 507.6, Procedure II	MIL-STD-810G, METHOD 509.6	MIL-STD-810G, METHOD 510.6, Procedure I (Blowing dust test)	MIL-STD-810G, METHOD 521.4	MIL-STD-810G, METHOD 511.6, Procedure I (Operation in an explosive atmosphere test)	MIL-STD-461G, RS103 All Ships Above Decks

OPTICAL TIP ADAPTOR SPECIFICATIONS

6.0 mm Viewing Tip Adaptors												
Optical system	Field of view	AT40D-IV96G	AT80D/NF-IV96G	AT80D/FF-IV96G	AT120D/NF-IV96G	AT120D/FF-IV96G	AT80S-IV96G	AT120S/NF-IV96G	AT120S/FF-IV96G	AT220D-IV76	AT100D/100S-IV76	
		Direction of view	40°	80°	80°	120°	120°	80°	120°	120°	220°	100°/100°
	Depth of field ^{*1}	200 to ∞ mm	9 to ∞ mm	35 to ∞ mm	2 to 200 mm	19 to ∞ mm	15 to ∞ mm	1 to 25 mm	3 to ∞ mm	1.6 to ∞ mm	2.0 to ∞ mm	
Distal end	Outer diameter ^{*2}	ø 6.0 mm									ø 8.4 mm	ø 6.0 mm
	Distal end ^{*3}	18.4 mm	18.9 mm	18.8 mm	18.9 mm	18.8 mm		24.2 mm		21.1 mm	29.5 mm	
Oil clearing		Available										

4.0 mm Viewing Tip Adaptors						Stereo Tip Adaptors (4.0 mm AND 6.0 mm)						
Optical system	Field of view	AT80D/FF-IV94G	AT120D/NF-IV94G	AT120D/FF-IV94G	AT100S/NF-IV94G	AT100S/FF-IV94G	Optical system	Field of view	AT50D/50D-IV94	AT50S/50S-IV94	AT60D/60D-IV96	AT60S/60S-IV96
		Direction of view	80°	120°	120°	100°		100°		50°/50°		
	Depth of field ^{*1}	35 to ∞ mm	2 to 200 mm	17 to ∞ mm	2 to 15 mm	8 to ∞ mm		Direction of view	Forward	Side	Forward	Side
Distal end	Outer diameter ^{*2}	ø 4.0 mm						Depth of field ^{*1}	5 to ∞ mm	4 to ∞ mm	5 to ∞ mm	4 to ∞ mm
	Distal end ^{*3}	19.0 mm		21.7 mm				Outer diameter ^{*2}	ø 4.0 mm		ø 6.0 mm	
Oil clearing		Available						Distal end	24.3 mm	28.4 mm	24.9 mm	31.3 mm

*1. Indicates the viewing distance with optimal focus. *2. The adaptor can be inserted into a ø 4.0 mm, ø 6.0 mm and ø 8.4 mm hole when it is mounted on the scope.

*3. Indicates the length of the rigid portion at the scope's distal end when mounted.

- OLYMPUS CORPORATION is ISO14001 certified.
- OLYMPUS CORPORATION is ISO9001 certified.
- This product is designed for use in industrial environments for the EMC performance.
- Using it in a residential environment may affect other equipment in the environment.
- All company and product names are registered trademarks and/or trademarks of their respective owners.
- Images on the PC monitor are simulated.
- Specifications and appearances are subject to change without any notice or obligation on the part of the manufacturer.

www.olympus-ims.com

OLYMPUS® OLYMPUS CORPORATION